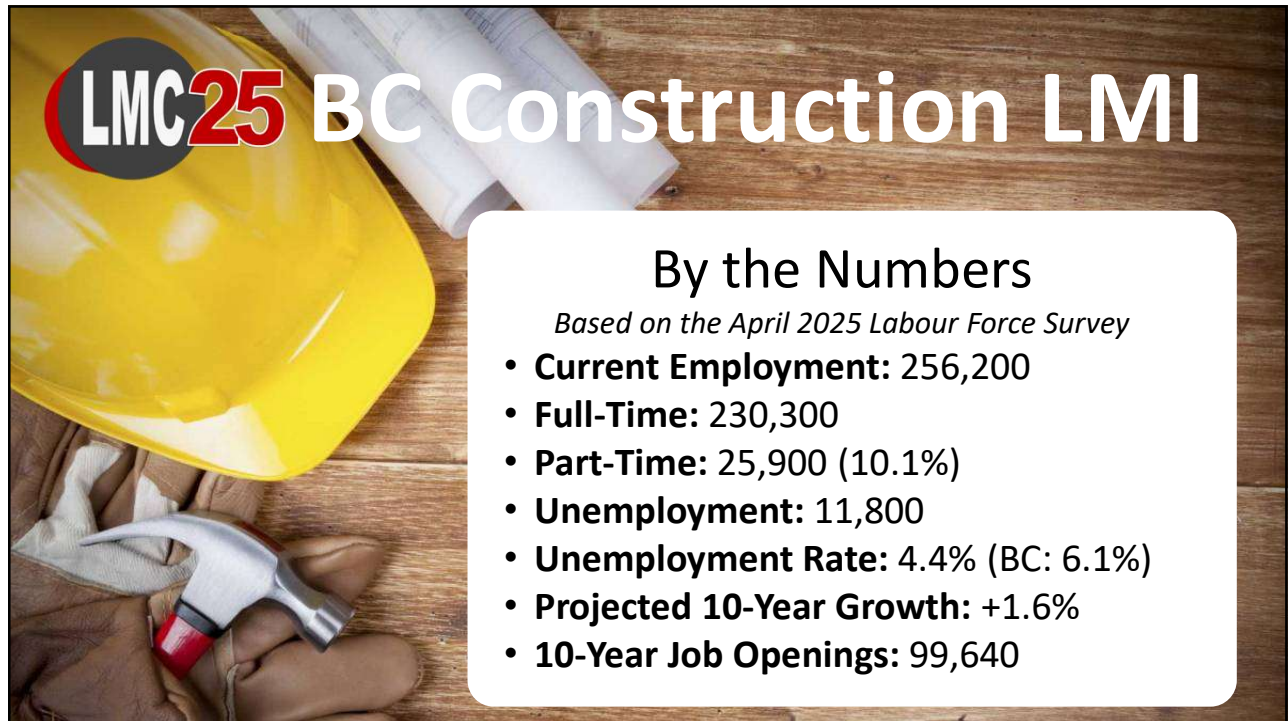




1



2



3



4

# LMC25 BC Construction LMI

## By the Numbers

### Employment by Age Group

Age Group	Industry Average (2023)	B.C. Average (2023)
15 - 24 years	11.9%	13.3%
25 - 54 years	68.8%	64.8%
55+ years	19.3%	21.9%

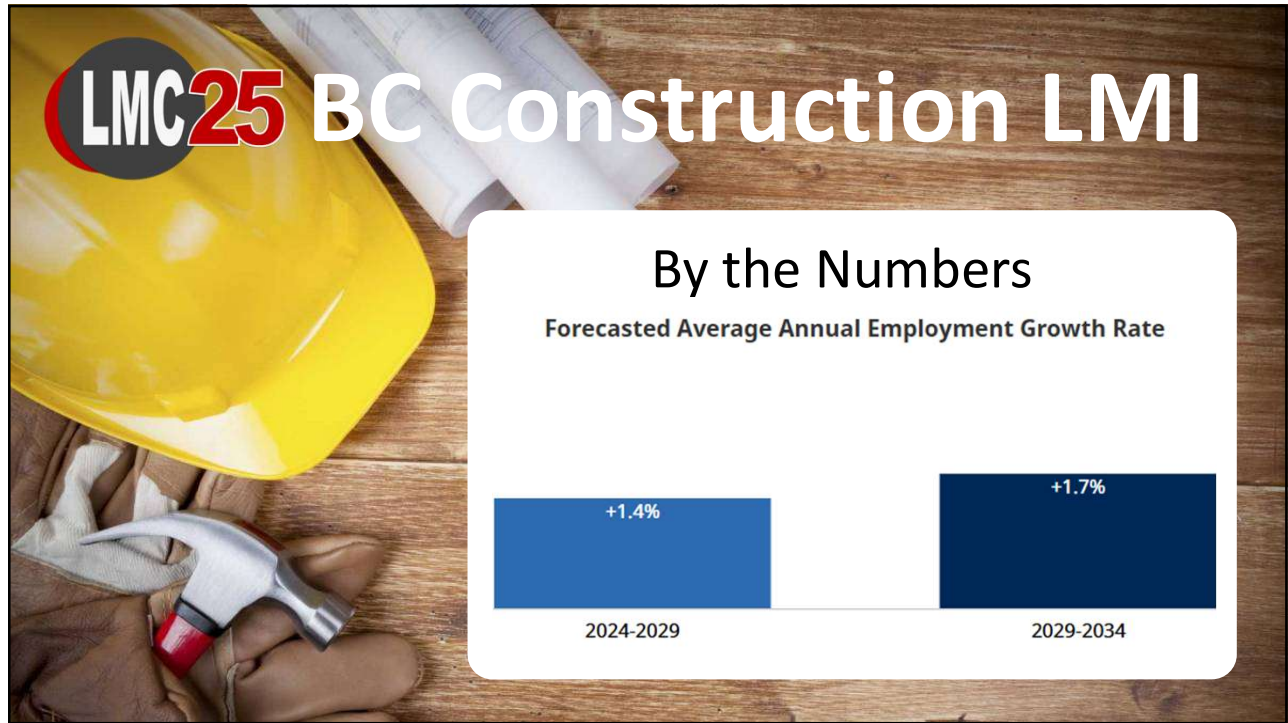
5

# LMC25 BC Construction LMI

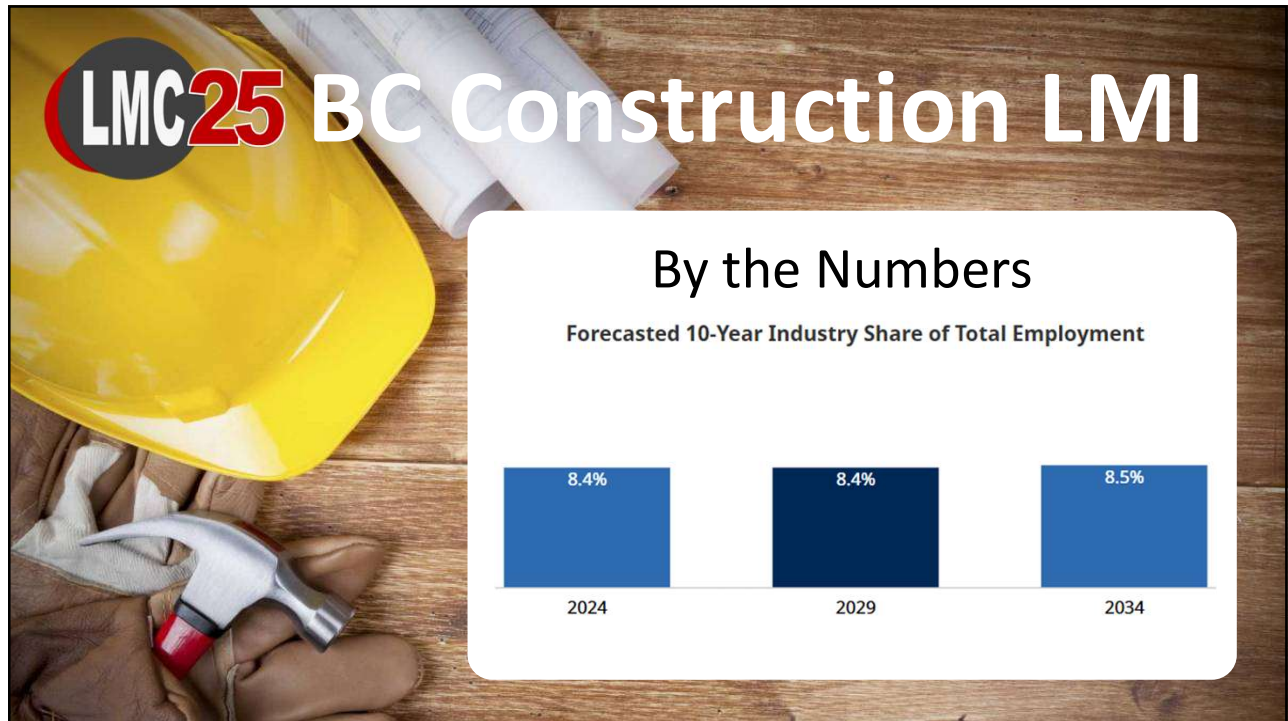
## By the Numbers

Region	% Employment this Industry (2023)	% Employment All Industries (2023)
Cariboo	3.1%	3.0%
Kootenay	2.8%	2.9%
Mainland/Southwest	59.8%	64.5%
North Coast and Nechako	1.6%	1.6%
Northeast	1.8%	1.3%
Thompson-Okanagan	14.3%	10.9%
Vancouver Island/Coast	16.6%	15.8%

6



7



8

**LMC25 BC Construction LMI**

**TOP 10 Occupations**

**Construction trades helpers and labourers**  
(NOC 75110)

Annual Earnings: **\$50,054**

Training, Education, Experience and Responsibilities: **No Formal Education**

Job Openings (2024-2034): **12,300**

This infographic features a background of construction blueprints and a yellow hard hat. A central white box contains the occupation name and NOC code. Below this are three data boxes: 'Annual Earnings' with an envelope icon, 'Training, Education, Experience and Responsibilities' with a graduation cap icon, and 'Job Openings (2024-2034)' with a magnifying glass icon. Each data box includes a small information icon (i).

9

**LMC25 BC Construction LMI**

**TOP 10 Occupations**

**Carpenters**  
(NOC 72310)

Annual Earnings: **\$63,089**

Training, Education, Experience and Responsibilities: **College Diploma or Apprenticeship, 2 or more years**

Job Openings (2024-2034): **11,880**

This infographic features a background of construction blueprints and a yellow hard hat. A central white box contains the occupation name and NOC code. Below this are three data boxes: 'Annual Earnings' with an envelope icon, 'Training, Education, Experience and Responsibilities' with a graduation cap icon, and 'Job Openings (2024-2034)' with a magnifying glass icon. Each data box includes a small information icon (i).


10




# LMC25 BC Construction LMI

**TOP 10 Occupations**

## Construction managers

(NOC 70010) ★ High opportunity occupation



 <p>Annual Earnings <b>\$100,276</b></p> <p><a href="#">i</a></p>	 <p>Training, Education, Experience and Responsibilities <b>Management</b></p> <p><a href="#">i</a></p>	 <p>Job Openings (2024-2034) <b>10,220</b></p> <p><a href="#">i</a></p>
--	--	--


11




# LMC25 BC Construction LMI

**TOP 10 Occupations**

## Home building and renovation managers

(NOC 70011) ★ High opportunity occupation



 <p>Annual Earnings <b>\$52,000</b></p> <p><a href="#">i</a></p>	 <p>Training, Education, Experience and Responsibilities <b>Management</b></p> <p><a href="#">i</a></p>	 <p>Job Openings (2024-2034) <b>7,590</b></p> <p><a href="#">i</a></p>
---	--	---

12

**LMC25 BC Construction LMI**

**TOP 10 Occupations**

Contractors and supervisors, other construction trades, installers, repairers and servicers  
(NOC 72014)  
★ High opportunity occupation

<p>Annual Earnings <b>\$70,389</b></p>	<p>Training, Education, Experience and Responsibilities <b>College Diploma or Apprenticeship, 2 or more years</b></p>	<p>Job Openings (2024-2034) <b>4,430</b></p>
--	---	--

13

**LMC25 BC Construction LMI**

**TOP 10 Occupations**

Electricians (except industrial and power system)  
(NOC 72200)

<p>Annual Earnings <b>\$66,030</b></p>	<p>Training, Education, Experience and Responsibilities <b>College Diploma or Apprenticeship, 2 or more years</b></p>	<p>Job Openings (2024-2034) <b>4,280</b></p>
--	---	--

14

**LMC25 BC Construction LMI**

**TOP 10 Occupations**

**Plumbers**  
(NOC 72300)

Annual Earnings: **\$62,568**

Training, Education, Experience and Responsibilities: **College Diploma or Apprenticeship, 2 or more years**

Job Openings (2024-2034): **3,230**

15

**LMC25 BC Construction LMI**

**TOP 10 Occupations**

**Painters and decorators (except interior decorators)**  
(NOC 73112)

Annual Earnings: **\$56,311**

Training, Education, Experience and Responsibilities: **College Diploma or Apprenticeship, less than 2 years**


Job Openings (2024-2034): **3,100**




16

# LMC25 BC Construction LMI

## TOP 10 Occupations

**Heavy equipment operators**  
(NOC 73400)




 <b>Annual Earnings</b> <b>\$70,910</b>	 <b>Training, Education, Experience and Responsibilities</b> <b>College Diploma or Apprenticeship, less than 2 years</b>	 <b>Job Openings (2024-2034)</b> <b>5,140</b>
---	--	---




17

# LMC25 BC Construction LMI

## TOP 10 Occupations

**Contractors and supervisors, heavy equipment operator crews**  
(NOC 72021)  
★ High opportunity occupation



 <b>Annual Earnings</b> <b>\$83,007</b>	 <b>Training, Education, Experience and Responsibilities</b> <b>College Diploma or Apprenticeship, 2 or more years</b>	 <b>Job Openings (2024-2034)</b> <b>3,260</b>
---	--	---


18

# LMC25 BC Construction LMI

INDUSTRY	EMPLOYMENT 2024	ANNUAL EMPLOYMENT GROWTH RATE (%)			JOB OPENINGS 2024-2034		
		2024-29	2029-34	2024-34	EXPANSION	REPLACEMENT	TOTAL
<b>Construction</b>	<b>236,700</b>	<b>1.4</b>	<b>1.7</b>	<b>1.6</b>	<b>41,800</b>	<b>57,900</b>	<b>99,600</b>
Heavy and civil engineering construction	19,900	0.5	2.3	1.4	3,000	5,400	8,400
Specialty trade contractors	125,800	1.4	1.4	1.4	19,700	28,600	48,400
Residential building construction	76,300	1.9	2.2	2.1	18,500	20,300	38,700
Non-Residential building construction	14,600	0.3	0.5	0.4	500	3,600	4,100

19

# LMC25 BC Construction LMI



## Highlights

- Employment is expected to rise in both the residential (1%) and non-residential (10%) sectors across the forecast period.
- Although investment in new housing activity is projected to contract by 12% across the forecast period, these losses are offset by growth of 51% in residential renovations.
- A contraction in new housing employment (-21%) is offset by growth in employment relating to renovations and maintenance activity, with both rising by 36%.



**BRITISH COLUMBIA**  
CONSTRUCTION & MAINTENANCE LOOKING FORWARD

HIGHLIGHTS  
2025-2034

20

**LMC25** BC Construction LMI

**BUILD FORCE**  
CANADA

**BRITISH COLUMBIA**  
CONSTRUCTION & MAINTENANCE LOOKING FORWARD

HIGHLIGHTS  
2025-2034

## Highlights

*Continued*

- Non-residential construction investment contracts slightly by 2034 as growth in industrial, commercial, and institutional buildings (8%) is offset by a contraction in engineering construction (-6%).
- Non-residential employment is projected to rise 10% across the forecast period. Most of this growth (+7%) is expected between 2025 and 2027.

21

**LMC25** BC Construction LMI

**BUILD FORCE**  
CANADA

**BRITISH COLUMBIA**  
CONSTRUCTION & MAINTENANCE LOOKING FORWARD

HIGHLIGHTS  
2025-2034

**FIGURE 10:  
CHANGES IN THE CONSTRUCTION LABOUR FORCE, BRITISH COLUMBIA**

<p><b>194,400</b> LABOUR FORCE (2024)</p>	<p><b>+16,300</b> WORKERS</p>	<p><b>210,700</b> LABOUR FORCE (2034)</p>	
<p>HIRING NEEDS <b>+16,300</b> WORKERS</p>	<p>HIRING NEEDS <b>+43,800</b> RETIREMENTS</p>	<p>OFFSET BY <b>-37,400</b> NEW ENTRANTS</p>	<p><b>+22,700</b> NET MOBILITY*</p>

22



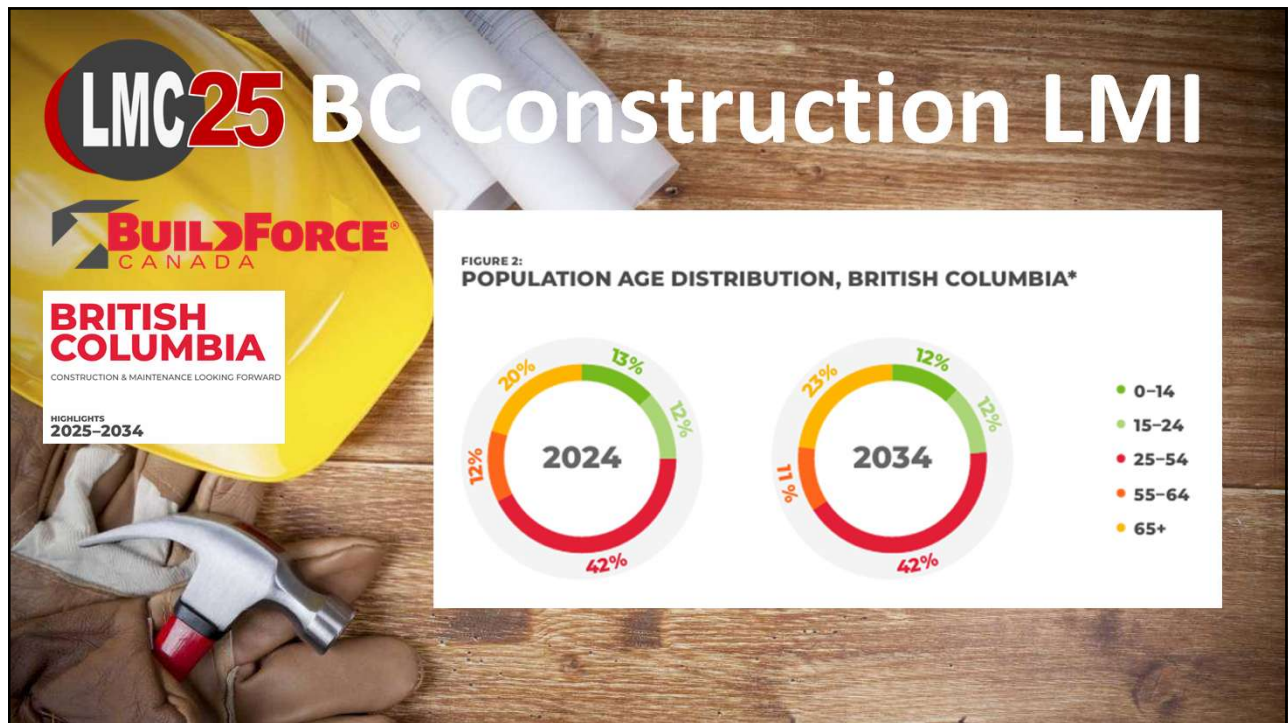
23



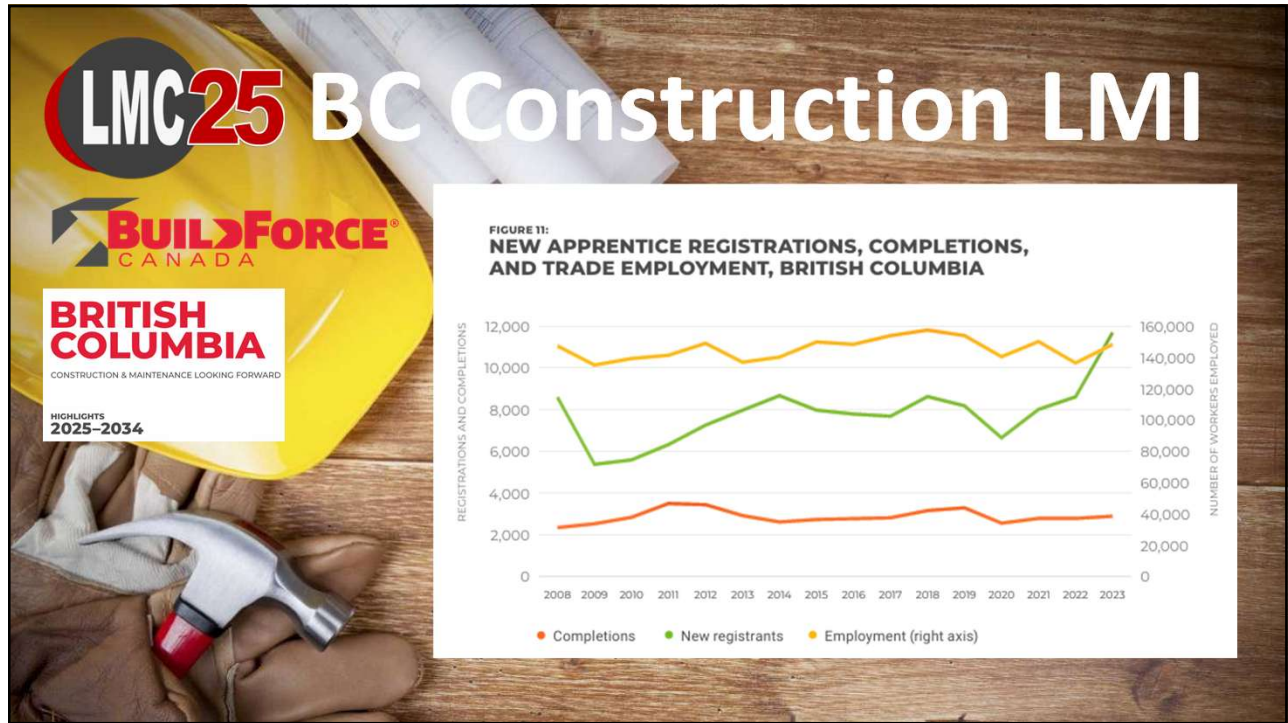
24



25



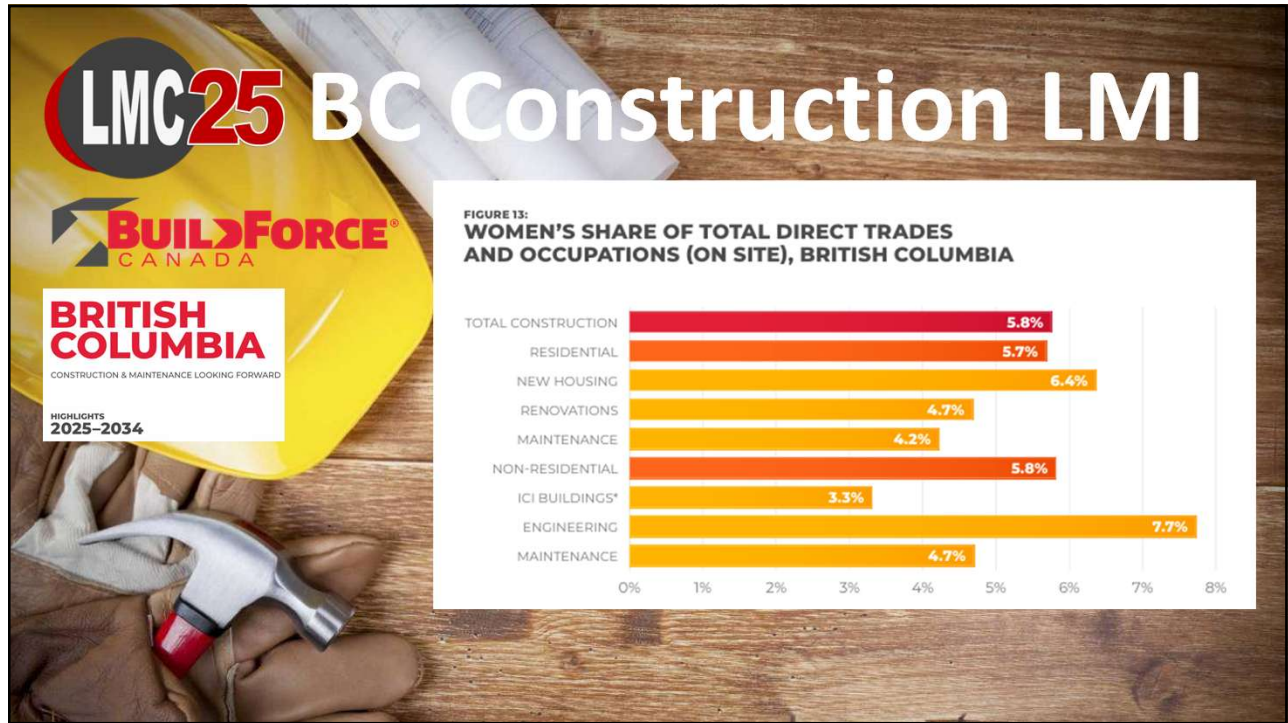
26



27



28



29

**LMC25 BC Construction LMI**

**BUILD FORCE CANADA**

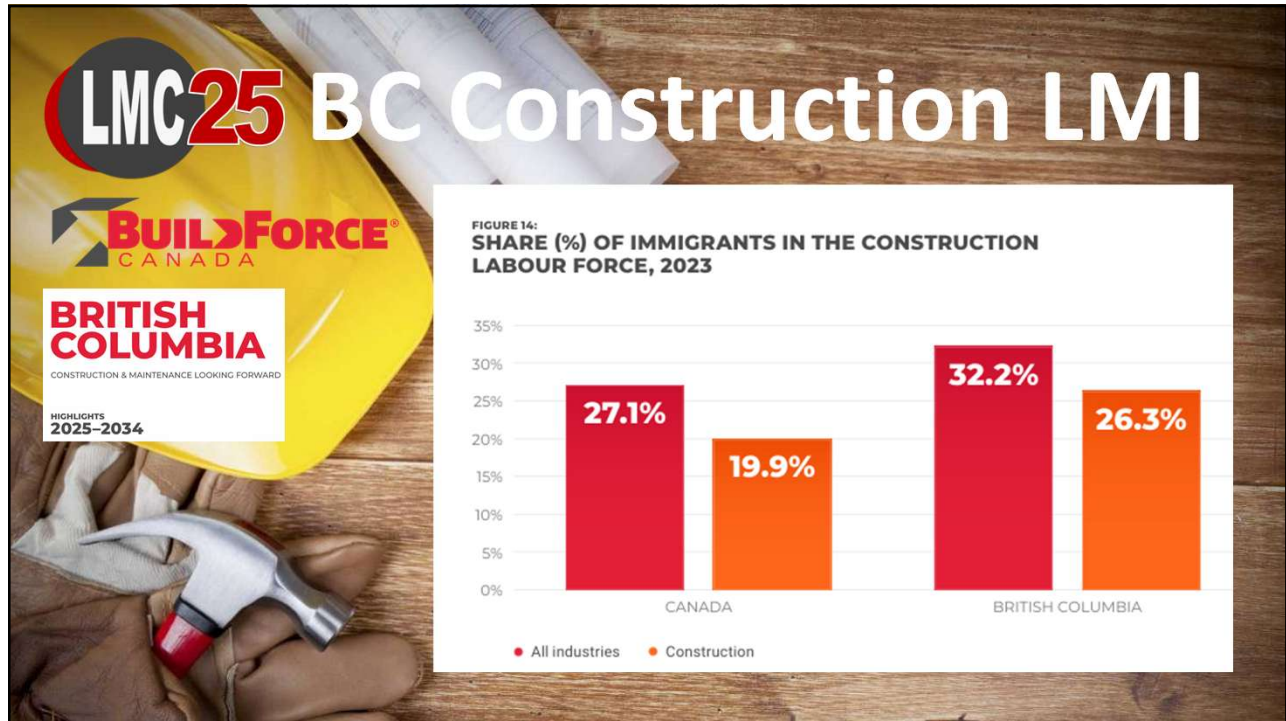
**BRITISH COLUMBIA**  
CONSTRUCTION & MAINTENANCE LOOKING FORWARD

HIGHLIGHTS 2025-2034

**TABLE 10: REPRESENTATION OF INDIGENOUS POPULATION IN BRITISH COLUMBIA'S CONSTRUCTION WORKFORCE**

INDUSTRY	INDIGENOUS	NON-INDIGENOUS	TOTAL	INDIGENOUS SHARE OF TOTAL WORKFORCE, %
<b>Construction</b>				
2014	13,100	211,800	224,900	5.8%
2023	16,300	226,800	243,100	6.7%
<b>All Industries</b>				
2014	101,000	2,403,100	2,504,100	4.0%
2023	134,900	2,797,900	2,932,800	4.6%

30



31

**LMC25 BC Construction LMI**

**Moving Forward in Construction and Trades**

- Higher skilled occupations will be most protected from economic challenges
- There will be more demand for Red Seal occupations
- Guard against technological innovation
- Entrepreneurialism is a critical factor

32

A graphic featuring construction tools (yellow hard hat, hammer, work gloves, blueprints) on a wooden surface. A white rounded rectangle contains text and a logo.

**LMC25 BC Construction LMI**

Prepared by the **BC Labour Market Report**  
for the 2025 BC Labour Market Conference  
drawing on information from Statistics  
Canada, WorkBC and BuildForce Canada

 **BC Labour Market Report**  
[www.LabourMarketOnline.com](http://www.LabourMarketOnline.com)  
June 2025