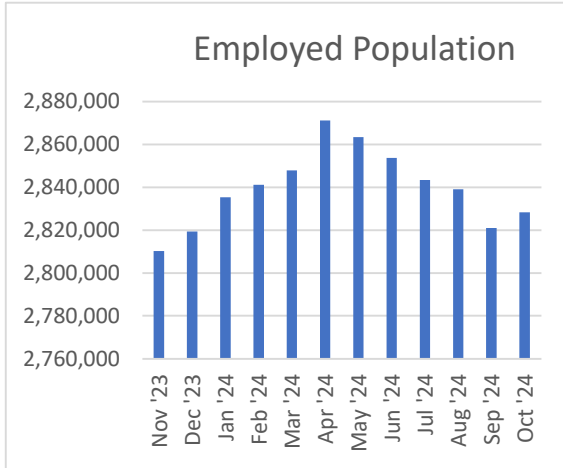


B.C. Employment Data: November 2023 - October 2024

	<i>Employed</i>	<i>Unemployed</i>	<i>Not in the Labour Force</i>	<i>Employment Rate</i>	<i>Unemployment Rate</i>	<i>Participation Rate</i>	0 Management occupations	1 Business, finance and administration occupations	2 Natural and applied sciences and related occupations	3 Health occupations	4 Occupations in education, law and social, community and government services	5 Occupations in art, culture, recreation and sport	6 Sales and service occupations	7 Trades, transport and equipment operators and related occupations	8 Natural resources, agriculture and related production occupations	9 Occupations in manufacturing and utilities
Nov '23	2,810,300	160,100	1,592,000	61.7	5.4	65.2	301,800	427,000	219,800	225,600	342,000	100,000	668,600	403,600	57,900	76,800
Dec '23	2,819,300	156,300	1,594,700	61.7	5.3	65.2	286,300	426,600	227,900	234,100	343,600	114,300	662,100	398,600	55,300	74,700
Jan '24	2,835,300	162,500	1,632,000	61.7	5.4	65.3	287,400	430,500	236,100	235,100	356,700	104,600	614,900	412,700	46,100	69,500
Feb '24	2,841,200	154,800	1,632,900	61.7	5.2	65.0	307,400	434,000	240,700	224,900	358,200	122,300	601,000	420,500	42,000	67,100
Mar '24	2,847,800	167,200	1,610,900	61.7	5.5	65.3	315,900	449,100	230,400	218,300	341,300	117,600	618,700	433,400	39,700	72,500
Apr '24	2,871,200	151,700	1,620,800	62	5.0	65.2	293,400	452,600	244,000	237,400	340,300	117,800	619,700	435,200	45,800	74,300
May '24	2,863,300	169,200	1,600,800	61.6	5.6	65.3	303,800	455,500	233,900	244,500	338,400	107,600	625,300	429,500	48,500	83,700
Jun '24	2,853,600	155,900	1,621,600	61.2	5.2	64.6	290,800	450,200	247,000	236,900	332,300	107,600	646,300	432,500	56,800	82,100
Jul '24	2,843,300	166,500	1,638,300	60.8	5.5	64.4	277,500	455,300	237,100	247,100	297,800	114,800	632,300	449,500	65,800	81,400
Aug '24	2,839,000	174,000	1,648,800	60.5	5.8	64.2	271,000	456,800	226,200	245,300	287,300	116,600	635,700	456,300	61,900	87,100
Sep '24	2,821,000	179,000	1,707,900	60	6	63.8	268,000	457,000	228,200	239,300	335,600	97,000	622,800	451,500	49,200	81,900
Oct '24	2,828,300	173,400	1,436,600	60	5.8	63.7	256,700	451,900	238,600	242,200	325,700	97,600	634,800	461,600	49,700	83,500

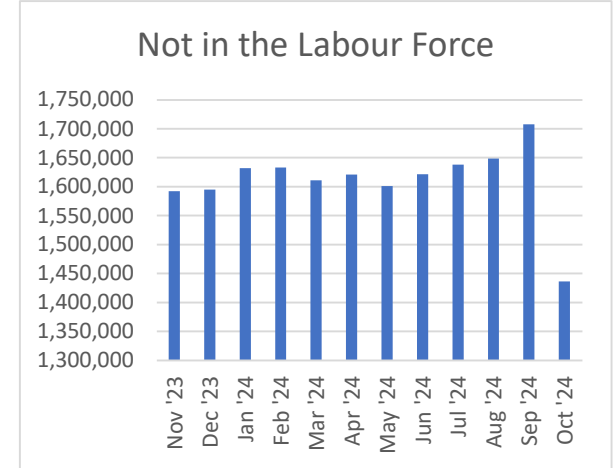
Empl. Pop

Nov '23	2,810,300
Dec '23	2,819,300
Jan '24	2,835,300
Feb '24	2,841,200
Mar '24	2,847,800
Apr '24	2,871,200
May '24	2,863,300
Jun '24	2,853,600
Jul '24	2,843,300
Aug '24	2,839,000
Sep '24	2,821,000
Oct '24	2,828,300



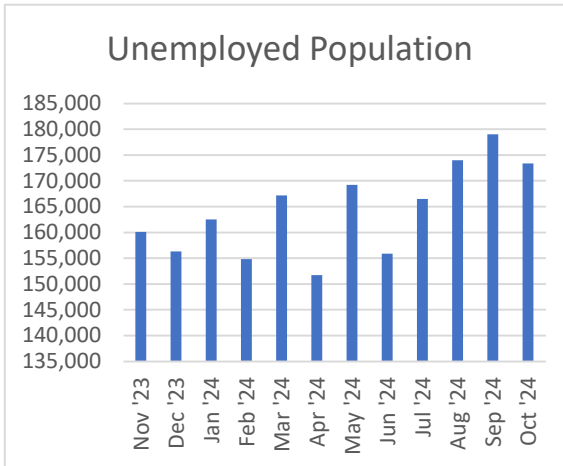
Not in the Labour Force

Nov '23	1,592,000
Dec '23	1,594,700
Jan '24	1,632,000
Feb '24	1,632,900
Mar '24	1,610,900
Apr '24	1,620,800
May '24	1,600,800
Jun '24	1,621,600
Jul '24	1,638,300
Aug '24	1,648,800
Sep '24	1,707,900
Oct '24	1,436,600



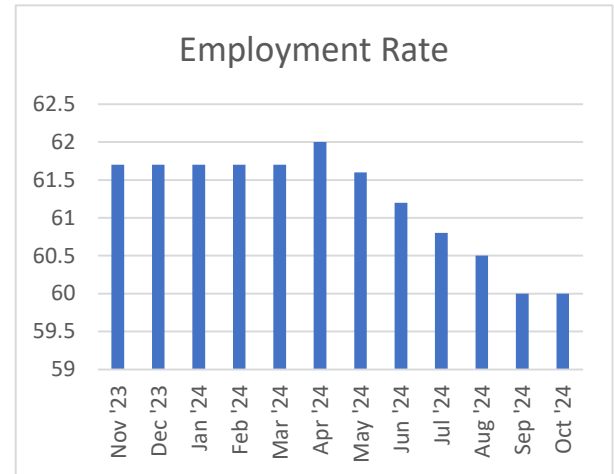
Unem. Pop

Nov '23	160,100
Dec '23	156,300
Jan '24	162,500
Feb '24	154,800
Mar '24	167,200
Apr '24	151,700
May '24	169,200
Jun '24	155,900
Jul '24	166,500
Aug '24	174,000
Sep '24	179,000
Oct '24	173,400



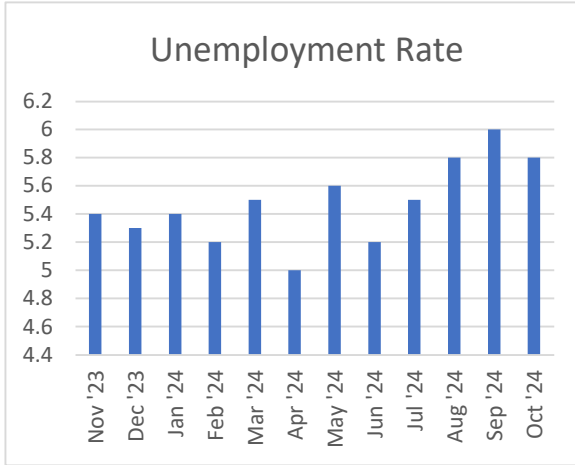
Empl. Rate

Nov '23	61.7
Dec '23	61.7
Jan '24	61.7
Feb '24	61.7
Mar '24	61.7
Apr '24	62
May '24	61.6
Jun '24	61.2
Jul '24	60.8
Aug '24	60.5
Sep '24	60
Oct '24	60



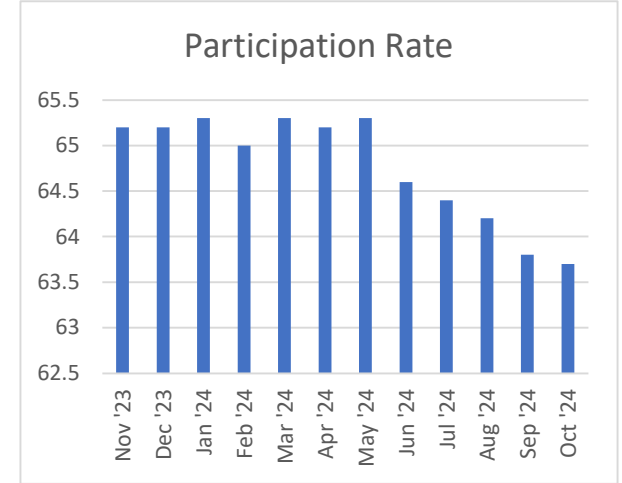
Unemp Rt

Nov '23	5.4
Dec '23	5.3
Jan '24	5.4
Feb '24	5.2
Mar '24	5.5
Apr '24	5
May '24	5.6
Jun '24	5.2
Jul '24	5.5
Aug '24	5.8
Sep '24	6
Oct '24	5.8



Particip. Rate

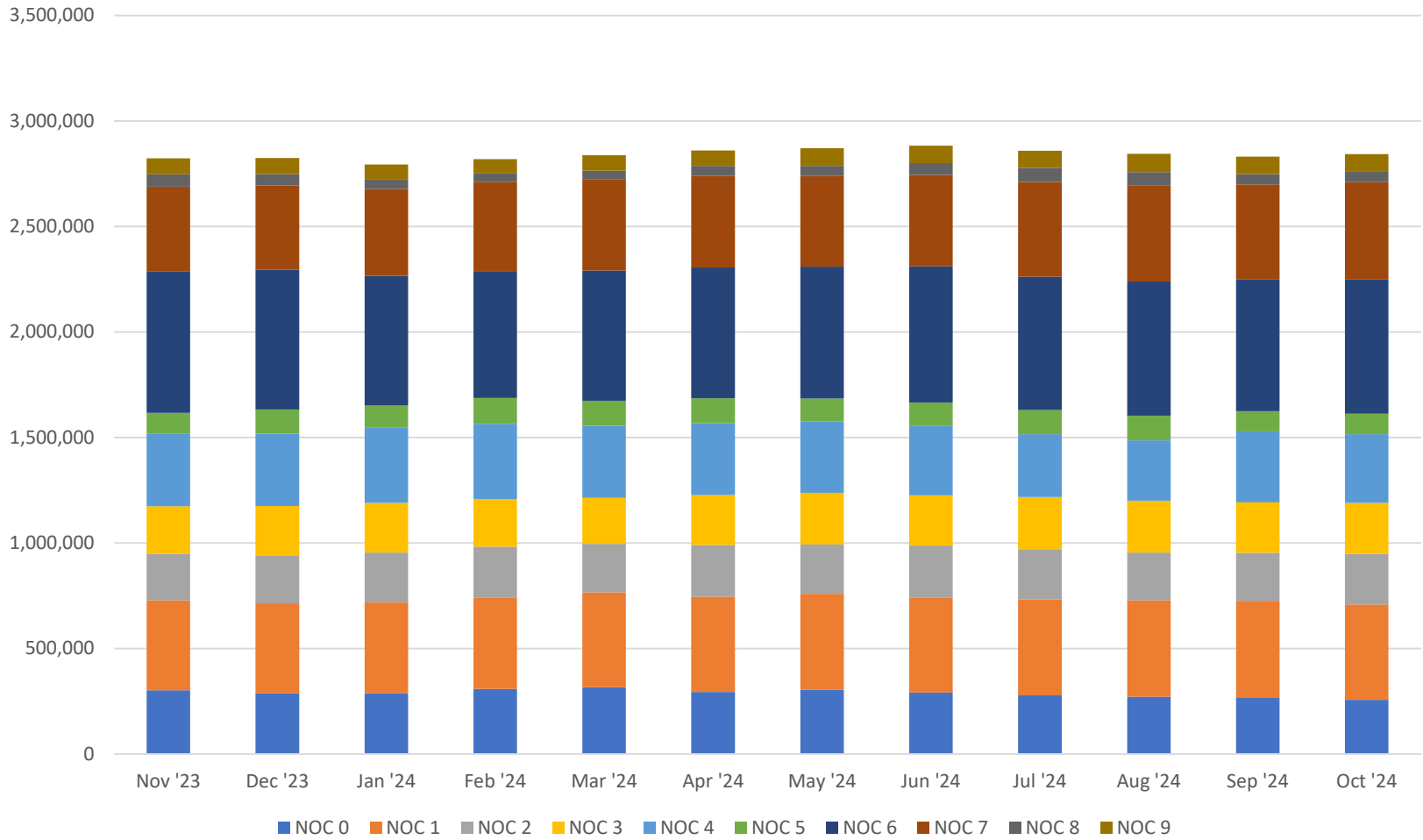
Nov '23	65.2
Dec '23	65.2
Jan '24	65.3
Feb '24	65
Mar '24	65.3
Apr '24	65.2
May '24	65.3
Jun '24	64.6
Jul '24	64.4
Aug '24	64.2
Sep '24	63.8
Oct '24	63.7



NOC Group Distribution

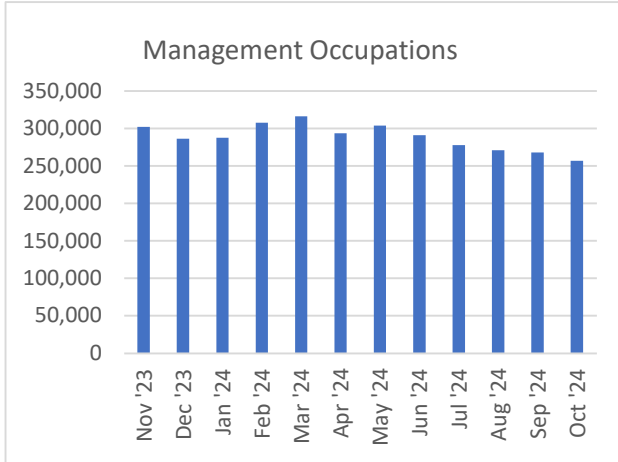
	Nov '23	Dec '23	Jan '24	Feb '24	Mar '24	Apr '24	May '24	Jun '24	Jul '24	Aug '24	Sep '24	Oct '24
NOC 0	301,800	286,300	287,400	307,400	315,900	293,400	303,800	290,800	277,500	271,000	268,000	256,700
NOC 1	427,000	426,600	430,500	434,000	449,100	452,600	455,500	450,200	455,300	456,800	457,000	451,900
NOC 2	219,800	227,900	236,100	240,700	230,400	244,000	233,900	247,000	237,100	226,200	228,200	238,600
NOC 3	225,600	234,100	235,100	224,900	218,300	237,400	244,500	236,900	247,100	245,300	239,300	242,200
NOC 4	342,000	343,600	356,700	358,200	341,300	340,300	338,400	332,300	297,800	287,300	335,600	325,700
NOC 5	100,000	114,300	104,600	122,300	117,600	117,800	107,600	107,600	114,800	116,600	97,000	97,600
NOC 6	668,600	662,100	614,900	601,000	618,700	619,700	625,300	646,300	632,300	635,700	622,800	634,800
NOC 7	403,600	398,600	412,700	420,500	433,400	435,200	429,500	432,500	449,500	456,300	451,500	461,600
NOC 8	57,900	55,300	46,100	42,000	39,700	45,800	48,500	56,800	65,800	61,900	49,200	49,700
NOC 9	76,800	74,700	69,500	67,100	72,500	74,300	83,700	82,100	81,400	87,100	81,900	83,500

Distribution of NOC Code Groups in B.C.



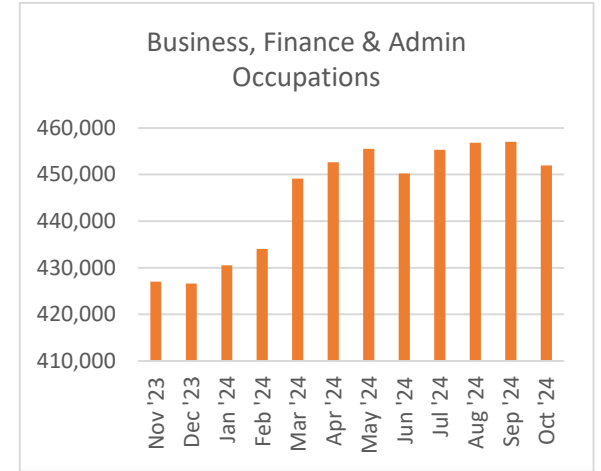
NOC - 0

Nov '23	301,800
Dec '23	286,300
Jan '24	287,400
Feb '24	307,400
Mar '24	315,900
Apr '24	293,400
May '24	303,800
Jun '24	290,800
Jul '24	277,500
Aug '24	271,000
Sep '24	268,000
Oct '24	256,700



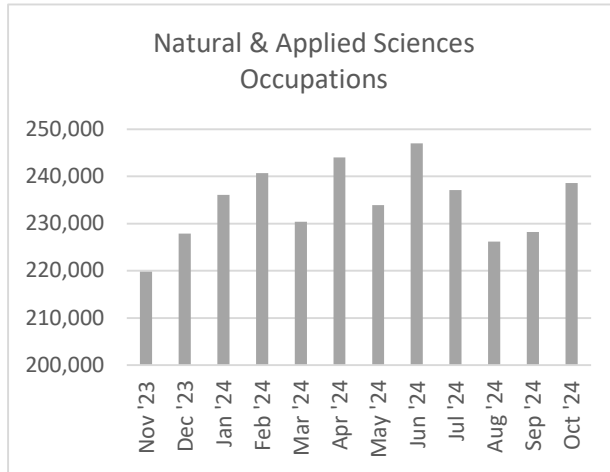
NOC - 1

Nov '23	427,000
Dec '23	426,600
Jan '24	430,500
Feb '24	434,000
Mar '24	449,100
Apr '24	452,600
May '24	455,500
Jun '24	450,200
Jul '24	455,300
Aug '24	456,800
Sep '24	457,000
Oct '24	451,900



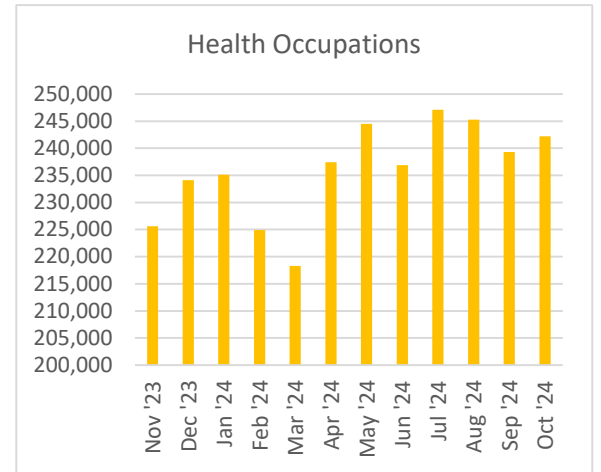
NOC - 2

Nov '23	219,800
Dec '23	227,900
Jan '24	236,100
Feb '24	240,700
Mar '24	230,400
Apr '24	244,000
May '24	233,900
Jun '24	247,000
Jul '24	237,100
Aug '24	226,200
Sep '24	228,200
Oct '24	238,600



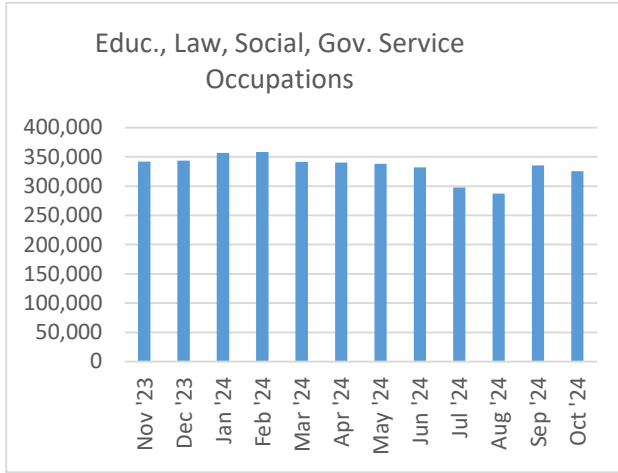
NOC - 3

Nov '23	225,600
Dec '23	234,100
Jan '24	235,100
Feb '24	224,900
Mar '24	218,300
Apr '24	237,400
May '24	244,500
Jun '24	236,900
Jul '24	247,100
Aug '24	245,300
Sep '24	239,300
Oct '24	242,200



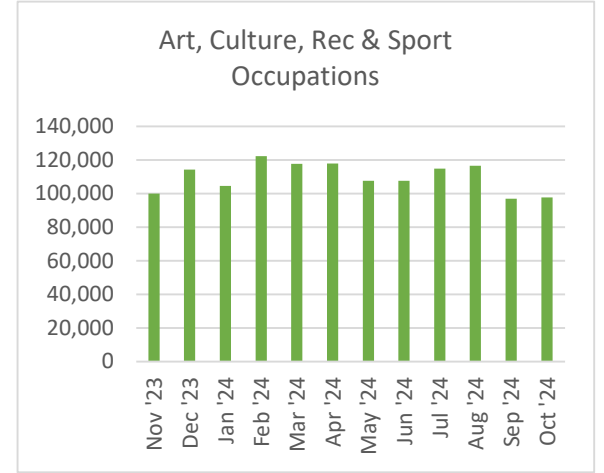
NOC - 4

Nov '23	342,000
Dec '23	343,600
Jan '24	356,700
Feb '24	358,200
Mar '24	341,300
Apr '24	340,300
May '24	338,400
Jun '24	332,300
Jul '24	297,800
Aug '24	287,300
Sep '24	335,600
Oct '24	325,700



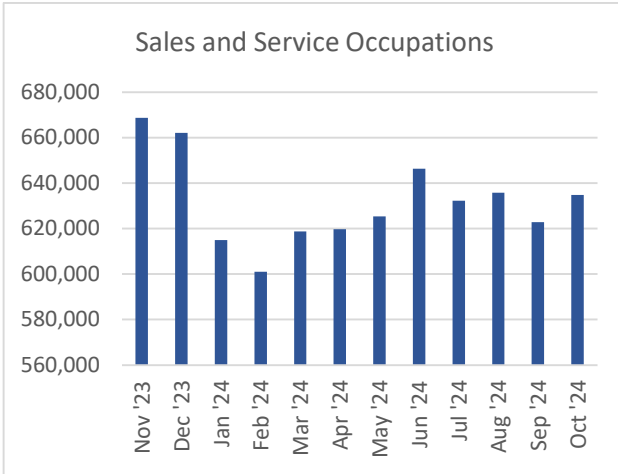
NOC - 5

Nov '23	100,000
Dec '23	114,300
Jan '24	104,600
Feb '24	122,300
Mar '24	117,600
Apr '24	117,800
May '24	107,600
Jun '24	107,600
Jul '24	114,800
Aug '24	116,600
Sep '24	97,000
Oct '24	97,600



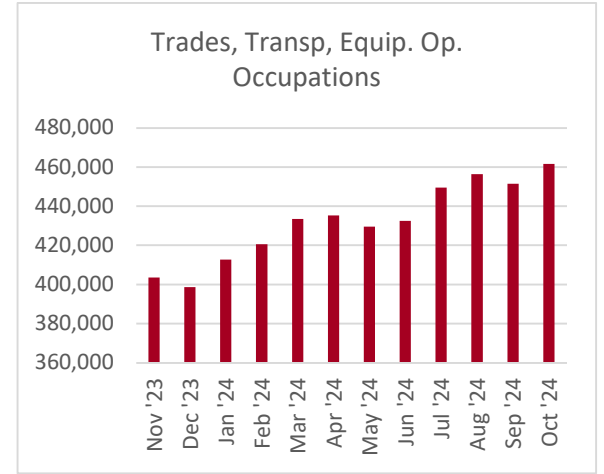
NOC - 6

Nov '23	668,600
Dec '23	662,100
Jan '24	614,900
Feb '24	601,000
Mar '24	618,700
Apr '24	619,700
May '24	625,300
Jun '24	646,300
Jul '24	632,300
Aug '24	635,700
Sep '24	622,800
Oct '24	634,800



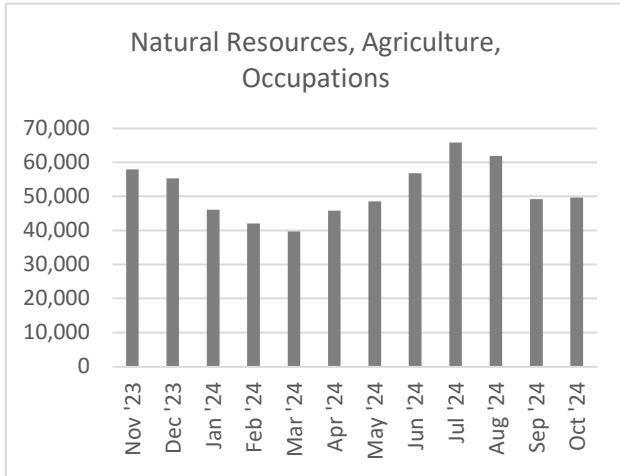
NOC - 7

Nov '23	403,600
Dec '23	398,600
Jan '24	412,700
Feb '24	420,500
Mar '24	433,400
Apr '24	435,200
May '24	429,500
Jun '24	432,500
Jul '24	449,500
Aug '24	456,300
Sep '24	451,500
Oct '24	461,600



NOC - 8

Nov '23	57,900
Dec '23	55,300
Jan '24	46,100
Feb '24	42,000
Mar '24	39,700
Apr '24	45,800
May '24	48,500
Jun '24	56,800
Jul '24	65,800
Aug '24	61,900
Sep '24	49,200
Oct '24	49,700



NOC - 9

Nov '23	76,800
Dec '23	74,700
Jan '24	69,500
Feb '24	67,100
Mar '24	72,500
Apr '24	74,300
May '24	83,700
Jun '24	82,100
Jul '24	81,400
Aug '24	87,100
Sep '24	81,900
Oct '24	83,500

