




Labour Market Insights Into  
**BC's Professional,  
 Scientific and Technical  
 Services Sector**



Presented by the BC Labour Market Report  
[www.LabourMarketOnline.com](http://www.LabourMarketOnline.com)

1



**BC Prof. Services LMI**

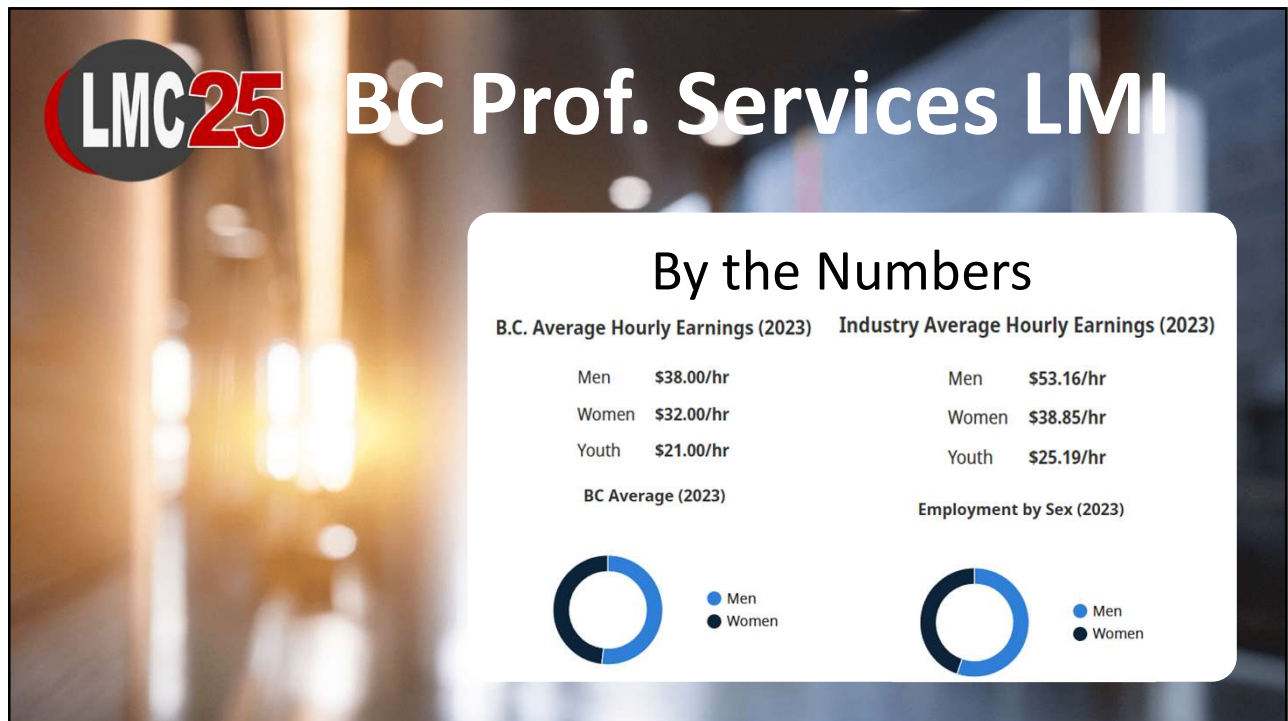
**By the Numbers**  
*Based on the April 2025 Labour Force Survey*

- **Current Employment:** 306,900
- **Full-Time:** 251,800
- **Part-Time:** 55,000 (17.9%)
- **Unemployment:** 14,200
- **Unemployment Rate:** 4.4% (BC: 6.1%)
- **Projected 10-Year Growth:** +2.5%
- **10-Year Job Openings:** 150,290

2



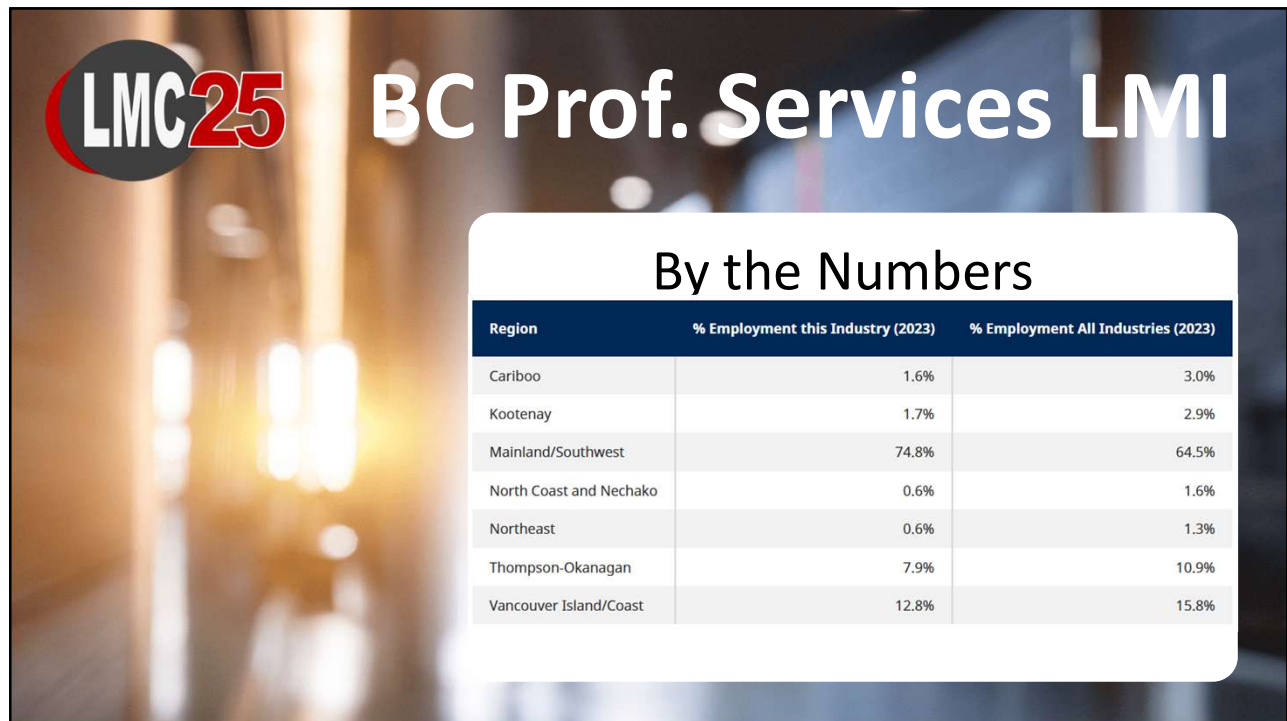
3



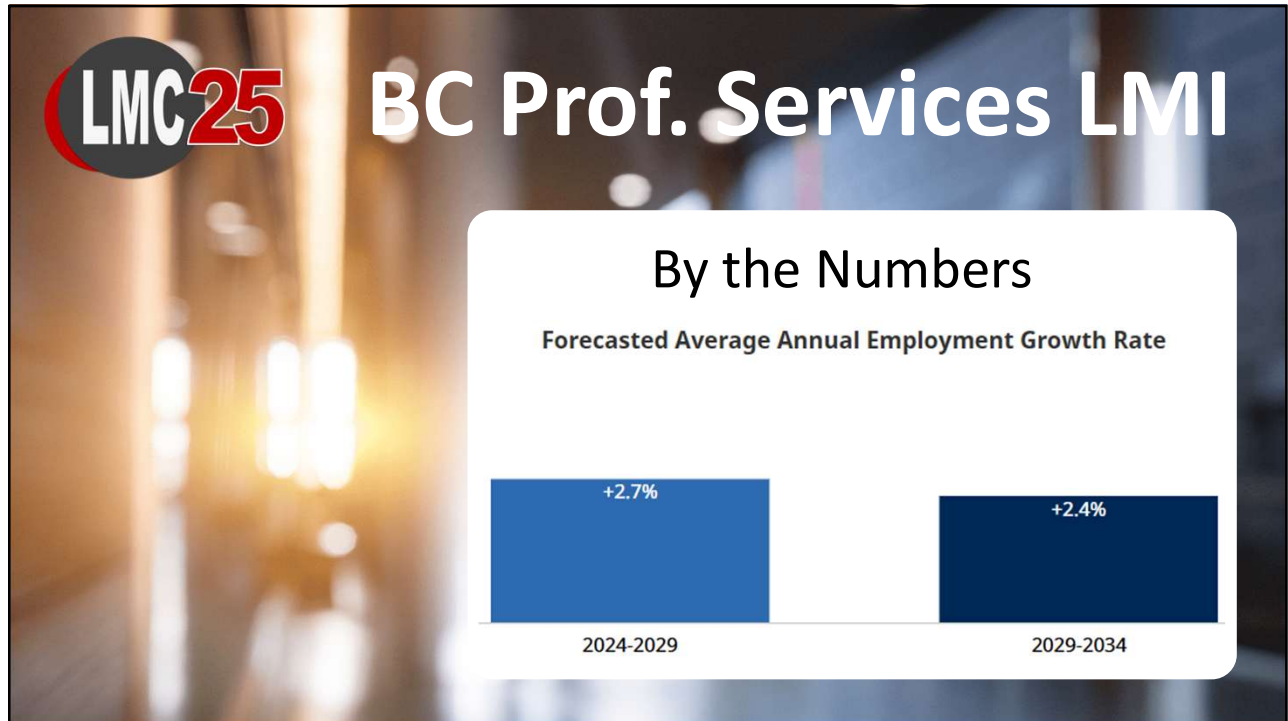
4



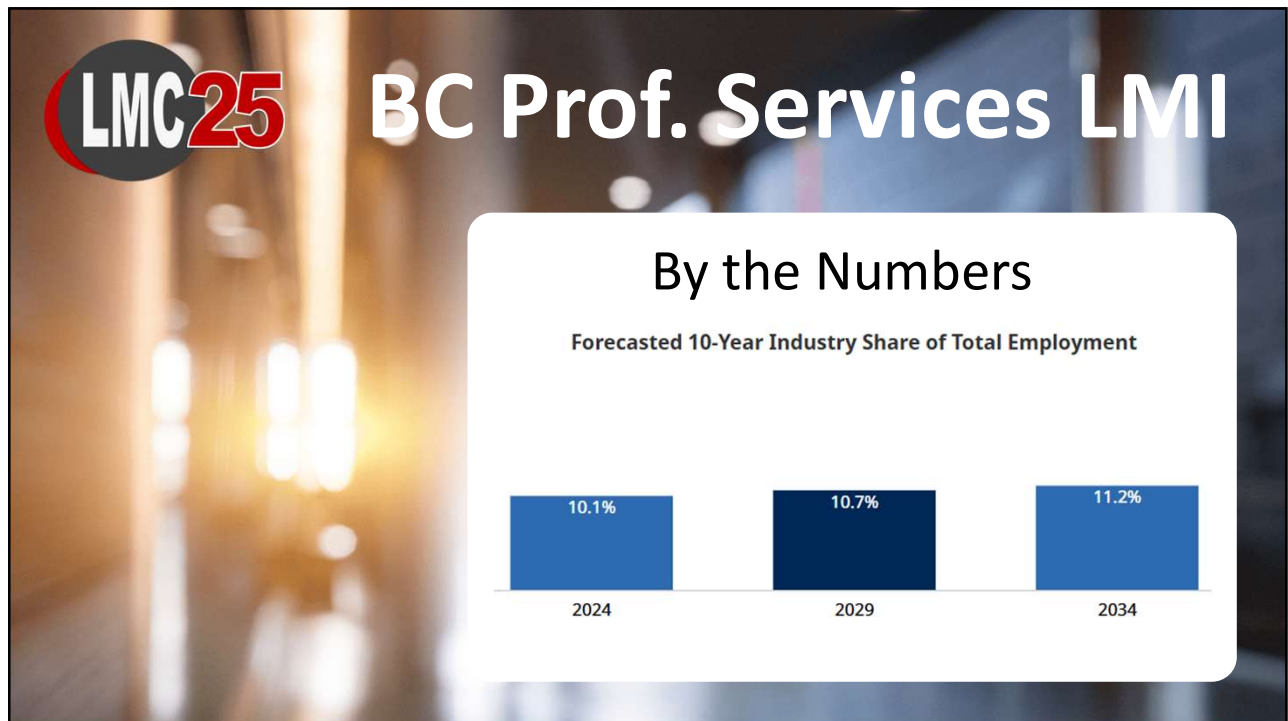
5



6



7







8

# LMC25 BC Prof. Services LMI

## TOP 10 Occupations

**Software engineers and designers**  
(NOC 21231) ★ High opportunity occupation




 Annual Earnings <b>\$125,345</b>	 Training, Education, Experience and Responsibilities <b>University Degree</b>	 Job Openings (2024-2034) <b>11,670</b>
-----------------------------------------------------------------------------------------------------------------------	--------------------------------------------------------------------------------------------------------------------------------------------------------------------	-------------------------------------------------------------------------------------------------------------------------------




9

# LMC25 BC Prof. Services LMI

## TOP 10 Occupations

**Software developers and programmers**  
(NOC 21232) ★ High opportunity occupation



 Annual Earnings <b>\$100,276</b>	 Training, Education, Experience and Responsibilities <b>University Degree</b>	 Job Openings (2024-2034) <b>8,940</b>
-------------------------------------------------------------------------------------------------------------------------	----------------------------------------------------------------------------------------------------------------------------------------------------------------------	--------------------------------------------------------------------------------------------------------------------------------

10

# LMC25 BC Prof. Services LMI

## TOP 10 Occupations

**Financial auditors and accountants**  
(NOC 11100) ★ High opportunity occupation




 <b>Annual Earnings</b> <b>\$78,961</b>	 <b>Training, Education, Experience and Responsibilities</b> <b>University Degree</b>	 <b>Job Openings (2024-2034)</b> <b>13,170</b>
-----------------------------------------------------------------------------------------------------------------------------	---------------------------------------------------------------------------------------------------------------------------------------------------------------------------	--------------------------------------------------------------------------------------------------------------------------------------




11

# LMC25 BC Prof. Services LMI

## TOP 10 Occupations

**Information systems specialists**  
(NOC 21222) ★ High opportunity occupation



 <b>Annual Earnings</b> <b>\$91,683</b>	 <b>Training, Education, Experience and Responsibilities</b> <b>University Degree</b>	 <b>Job Openings (2024-2034)</b> <b>9,140</b>
-------------------------------------------------------------------------------------------------------------------------------	-----------------------------------------------------------------------------------------------------------------------------------------------------------------------------	---------------------------------------------------------------------------------------------------------------------------------------

12

**LMC25** BC Prof. Services LMI

**TOP 10 Occupations**

Senior managers - public and private sector  
(NOC 00018)

Annual Earnings <b>Not available</b>	Training, Education, Experience and Responsibilities <b>Not available</b>	Job Openings <b>0</b>
-----------------------------------------	------------------------------------------------------------------------------	--------------------------

13

**LMC25** BC Prof. Services LMI

**TOP 10 Occupations**

Computer and information systems managers  
(NOC 20012)  
★ High opportunity occupation

Annual Earnings <b>\$124,343</b>	Training, Education, Experience and Responsibilities <b>Management</b>	Job Openings (2024-2034) <b>8,850</b>
-------------------------------------	---------------------------------------------------------------------------	------------------------------------------




14

# LMC25 BC Prof. Services LMI

**TOP 10 Occupations**

**Lawyers and Quebec notaries**  
(NOC 41101) ★ High opportunity occupation




 Annual Earnings <b>\$120,965</b>	 Training, Education, Experience and Responsibilities <b>University Degree</b>	 Job Openings (2024-2034) <b>6,010</b>
-----------------------------------------------------------------------------------------------------------------------	--------------------------------------------------------------------------------------------------------------------------------------------------------------------	------------------------------------------------------------------------------------------------------------------------------




15

# LMC25 BC Prof. Services LMI

**TOP 10 Occupations**

**Accounting technicians and bookkeepers**  
(NOC 12200) ★ High opportunity occupation



 Annual Earnings <b>\$56,311</b>	 Training, Education, Experience and Responsibilities <b>College Diploma or Apprenticeship, 2 or more years</b>	 Job Openings (2024-2034) <b>11,770</b>
------------------------------------------------------------------------------------------------------------------------	-------------------------------------------------------------------------------------------------------------------------------------------------------------------------------------------------------	---------------------------------------------------------------------------------------------------------------------------------

16

**LMC25** BC Prof. Services LMI

**TOP 10 Occupations**

Web developers and programmers  
(NOC 21234) ★ High opportunity occupation

Annual Earnings <b>\$78,085</b>	Training, Education, Experience and Responsibilities <b>University Degree</b>	Job Openings (2024-2034) <b>4,810</b>
------------------------------------	----------------------------------------------------------------------------------	------------------------------------------

17


**LMC25** BC Prof. Services LMI

**TOP 10 Occupations**

Professional occupations in advertising, marketing and public relations  
(NOC 11202) ★ High opportunity occupation

Annual Earnings <b>\$65,175</b>	Training, Education, Experience and Responsibilities <b>University Degree</b>	Job Openings (2024-2034) <b>8,640</b>
------------------------------------	----------------------------------------------------------------------------------	------------------------------------------

18



INDUSTRY	EMPLOYMENT 2024	ANNUAL EMPLOYMENT GROWTH RATE (%)			JOB OPENINGS 2024-2034		
		2024-29	2029-34	2024-34	EXPANSION	REPLACEMENT	TOTAL
<b>Professional, scientific and technical services</b>	<b>283,600</b>	<b>2.7</b>	<b>2.4</b>	<b>2.5</b>	<b>83,600</b>	<b>66,700</b>	<b>150,300</b>
Architectural, engineering and related services	50,700	2.7	1.6	2.2	12,400	12,300	24,700
Computer systems design and related services	88,600	4.0	4.2	4.1	45,300	21,500	66,800
Management, scientific and technical consulting services	23,100	1.6	0.7	1.2	2,900	5,800	8,700
Legal, accounting, design, research and advertising services	121,200	1.8	1.6	1.7	23,000	27,100	50,000

19



LAW ENGINEERING RISK HEALTH CARE  
 TECHNOLOGY REAL ESTATE CONSULTING  
**PROFESSIONAL**  
 RESEARCH AND DEVELOPMENT LEGAL ARCHITECTURE AUDITING PUBLIC RELATIONS  
 MANAGEMENT CONSULTING EDUCATION CONSTRUCTION ACTUARIES SURVEYING  
**SERVICES**  
 ACCOUNTING

### Highlights

- The Professional, Scientific and Technical Services industry is made up of businesses whose employees offer particular specialized skill sets and knowledge to clients.
- The majority of the employment in this industry occurs in the Mainland / Southwest region.
- Wages for both men and women in this industry are above their respective provincial averages.
- The unemployment rate is less than the provincial unemployment rate.
- Almost the entire industry is in the private sector.

20

**LMC25 BC Prof. Services LMI**

**BC Tech Sector**

British Columbia has a thriving technology sector. With over 11,000 tech companies, and employing 220,000 British Columbians, technology is the fastest growing sector in BC.

**PROFESSIONAL SERVICES**

TECHNOLOGY LAW REAL ESTATE RISK HEALTH CARE CONSULTING  
 RESEARCH AND DEVELOPMENT LEGAL ACTUARIES ARCHITECTURE AUDITING PUBLIC RELATIONS  
 MANAGEMENT CONSULTING EDUCATION CONSTRUCTION ACCOUNTING SURVEYING

21

**LMC25 BC Prof. Services LMI**

**How the Tech Industry Grows BC's Economy**

<b>GDP:</b>	\$15B direct impact	+	\$8-11B indirect/induced impact	=	at least \$23B to BC's GDP
	\$1.12 GDP impact for every \$1 in tech revenues		8 Approximate number of jobs created or sustained for every \$1M in tech revenues		
<b>JOBS:</b>	84K direct impact	+	82-104K indirect/induced impact	=	at least 165,000 jobs created or sustained

**How the Tech Industry Grows BC's Economy**

<b>GDP:</b>	\$15B direct impact	+	\$8-11B indirect/induced impact	=	at least \$23B to BC's GDP
	\$1.12 GDP impact for every \$1 in tech revenues		8 Approximate number of jobs created or sustained for every \$1M in tech revenues		
<b>JOBS:</b>	84K direct impact	+	82-104K indirect/induced impact	=	at least 165,000 jobs created or sustained

**PROFESSIONAL SERVICES**

TECHNOLOGY LAW REAL ESTATE RISK HEALTH CARE CONSULTING  
 RESEARCH AND DEVELOPMENT LEGAL ACTUARIES ARCHITECTURE AUDITING PUBLIC RELATIONS  
 MANAGEMENT CONSULTING EDUCATION CONSTRUCTION ACCOUNTING SURVEYING

22

**LMC25 BC Prof. Services LMI**

**BC's Biggest tech companies are small:**

The threshold to be one of the largest 10%\* of tech companies in BC is an employee count of 50. The comparable threshold for Canada is 100 which trails Germany at 150, Israel at 200, and California at 500.

Region	Employee Count Threshold
BC	50+
Canada	100+
Germany	150+
Israel	200+
California	500+

*\*Excluding microbusinesses*

23

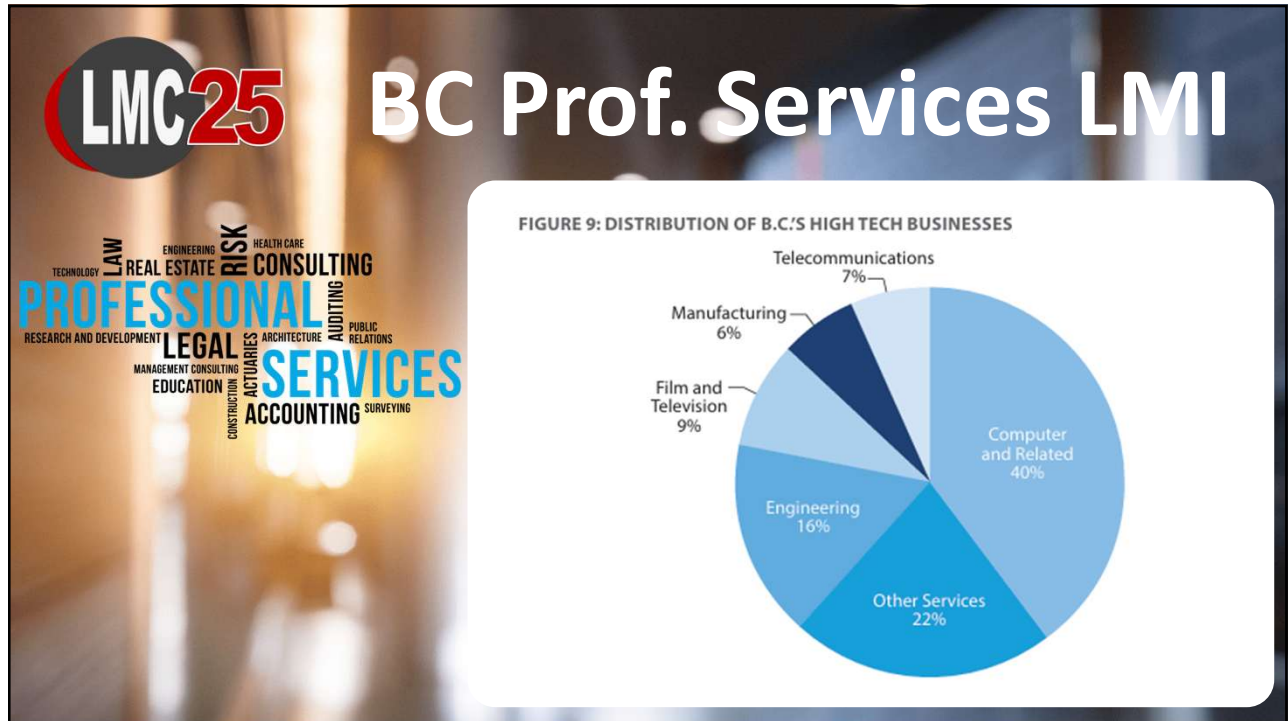
**LMC25 BC Prof. Services LMI**

**FIGURE 2: PERCENT OF GDP GENERATED BY THE HIGH TECHNOLOGY SECTOR**

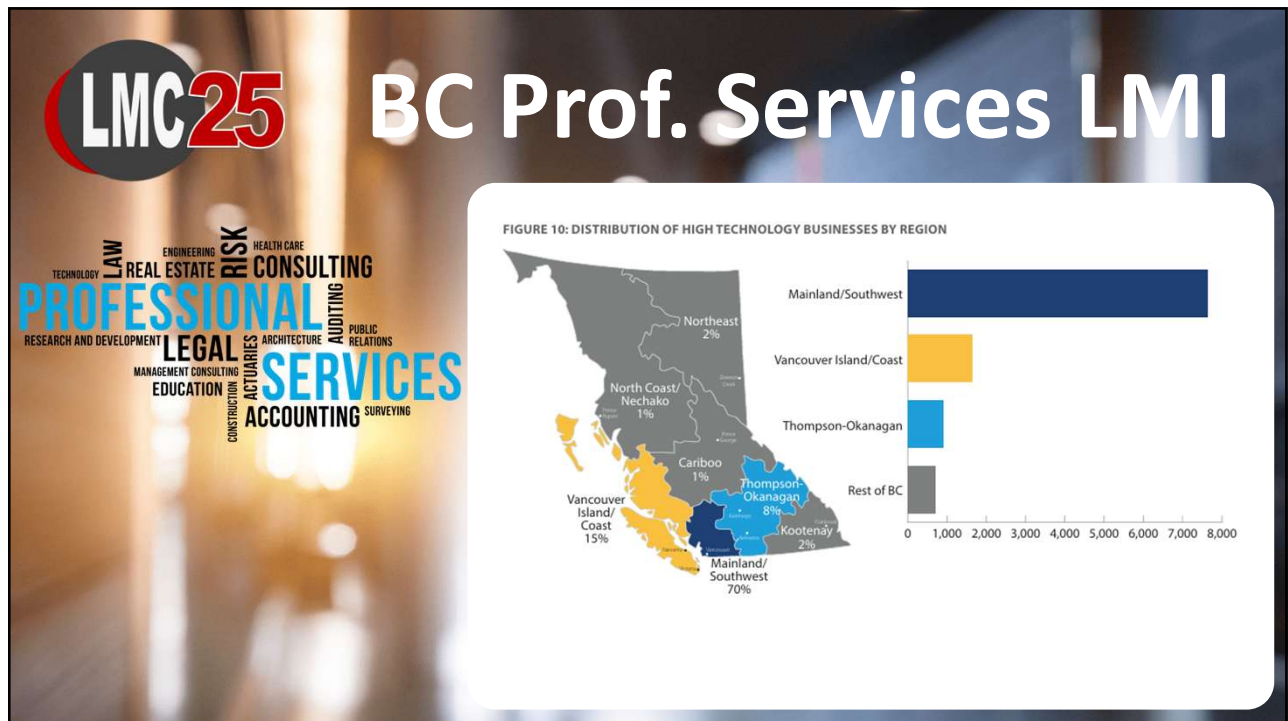
State/Province	% of GDP originating in the high tech sector
Washington	22.5
California	21.5
Massachusetts	18.5
Colorado	17.5
New Hampshire	16.5
North Carolina	15.5
Oregon	14.5
Maryland	13.5
Virginia	12.5
New Jersey	11.5
Utah	10.5
Pennsylvania	9.5
USA	8.5
Kansas	7.5
Connecticut	6.5
Arizona	5.5
Georgia	4.5
Texas	3.5
Indiana	2.5
Idaho	1.5
New York	1.0
Vermont	0.8
Minnesota	0.6
Quebec	0.5
New Mexico	0.4
South Carolina	0.3
Missouri	0.2
Florida	0.1
Ontario	0.1
Illinois	0.1
Michigan	0.1
Wisconsin	0.1
Rhode Island	0.1
Alabama	0.1
Canada	0.1
Ohio	0.1
Nebraska	0.1
British Columbia	0.1

High technology industries play a significant role in the economies of many U.S. states

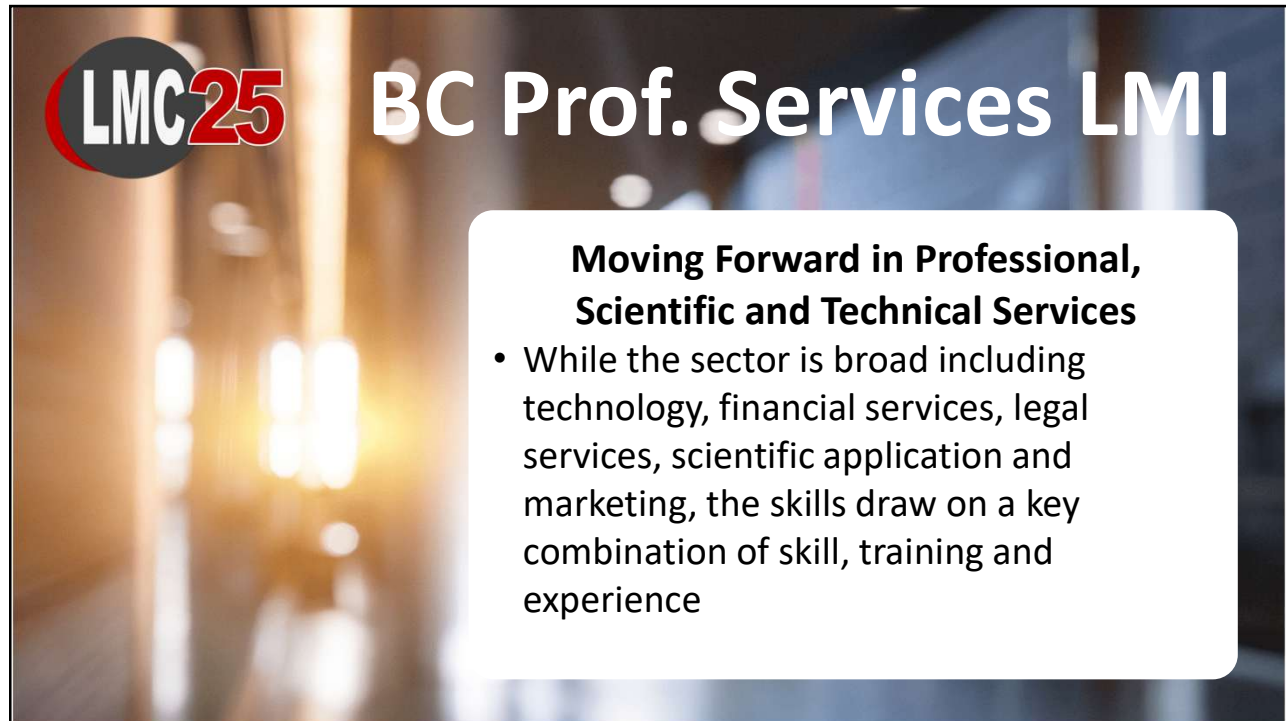
24



25



26

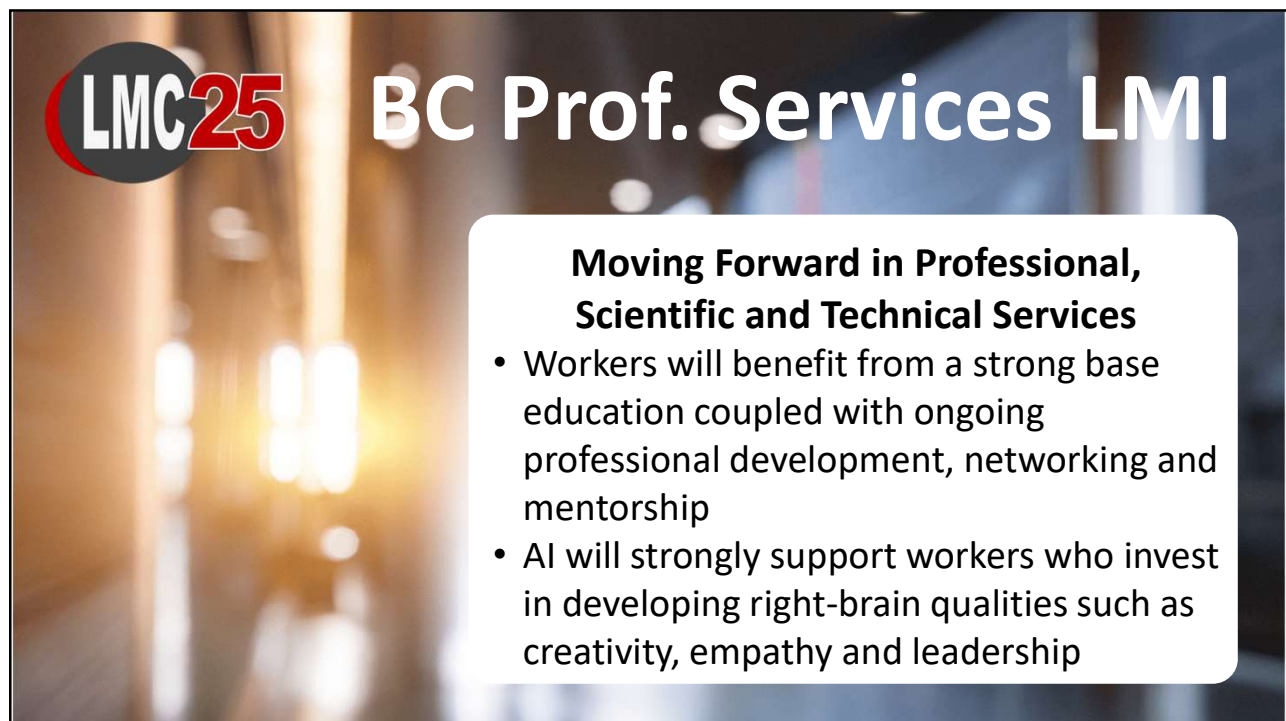


**LMC25 BC Prof. Services LMI**

**Moving Forward in Professional, Scientific and Technical Services**

- While the sector is broad including technology, financial services, legal services, scientific application and marketing, the skills draw on a key combination of skill, training and experience

27



**LMC25 BC Prof. Services LMI**

**Moving Forward in Professional, Scientific and Technical Services**

- Workers will benefit from a strong base education coupled with ongoing professional development, networking and mentorship
- AI will strongly support workers who invest in developing right-brain qualities such as creativity, empathy and leadership

28



**LMC25** **BC Prof. Services LMI**

Prepared by the **BC Labour Market Report**  
for the **2025 BC Labour Market Conference**  
drawing on information from Statistics  
WorkBC, the BC Tech Association,  
Trade and Invest BC and CRED.

 **BC Labour Market Report**  
[www.LabourMarketOnline.com](http://www.LabourMarketOnline.com)  
June 2025