



Construction Data

BC's Construction Outlook

with Christian Saint Cyr, Publisher, BC Labour Market Report



20

BC Construction

10-YEAR WORKFORCE OUTLOOK FOR BRITISH COLUMBIA

 43,800 RETIREMENTS	 37,400 NEW ENTRANTS	 10,764 EMPLOYMENT CHANGE (5.8%)	 6.4% AVERAGE UNEMPLOYMENT RATE
---	--	---	---

21

BC Construction

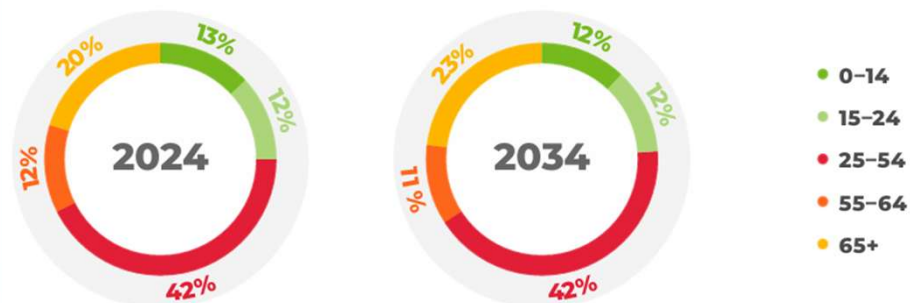
**TABLE 1:
CHANGES IN RESIDENTIAL EMPLOYMENT
BY SECTOR, BRITISH COLUMBIA**

SECTOR	% CHANGE 2025-2027	% CHANGE 2028-2030	% CHANGE 2031-2034
Total residential employment	0%	-2%	3%
New housing	-8%	-10%	-5%
Renovations	12%	10%	11%
Residential maintenance	12%	10%	10%

22

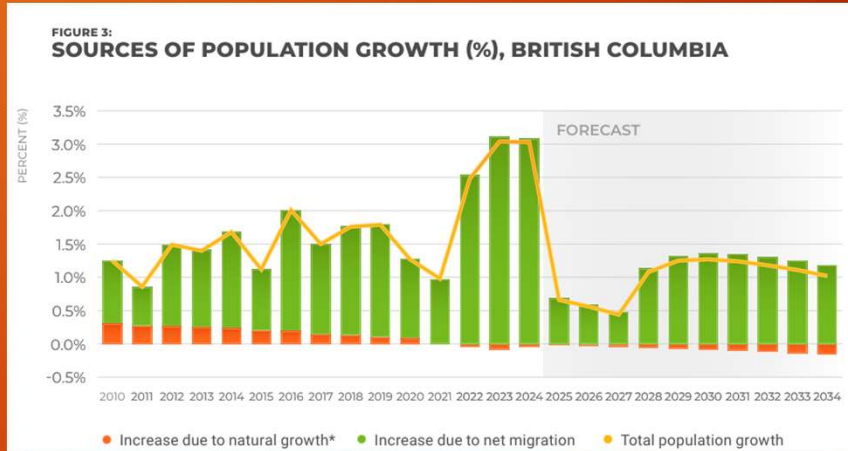
BC Construction

**FIGURE 2:
POPULATION AGE DISTRIBUTION, BRITISH COLUMBIA***



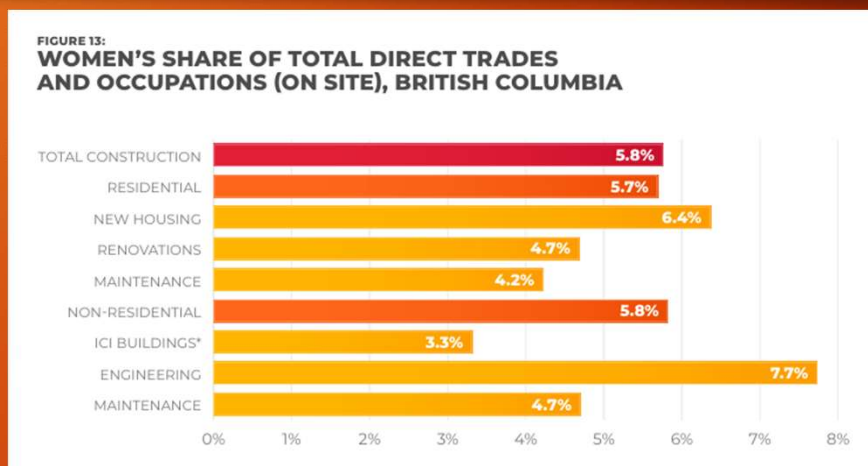
23

BC Construction



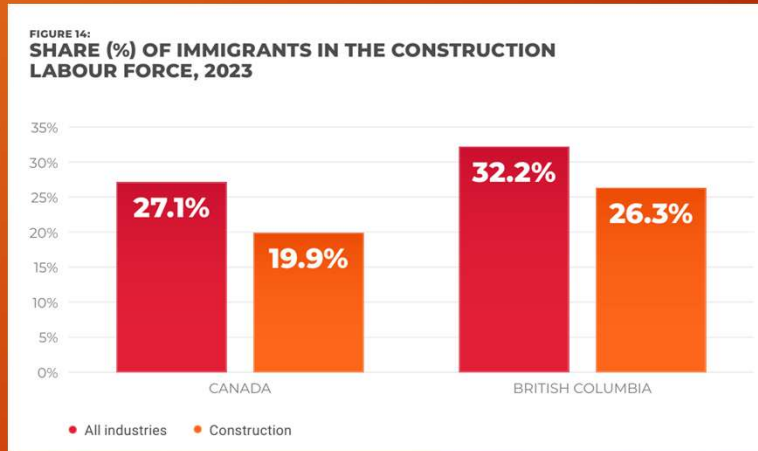
24

BC Construction



25

BC Construction



26

BC Construction



Employer approaches

Employers are attempting to modify their recruitment and onboarding strategies to better support recent immigrants. Some are using language-matching strategies -- pairing workers with shared language backgrounds and building crews from the same language communities -- to hire immigrant workers while managing construction site safety risks.

27

BC Construction

Signal49
RESEARCH

Construction Sector Suggestions for Policy Makers:

- Expand certification programs focused on local and regional high-demand construction skills
- Form strategic partnerships to train immigrant construction talent so they can hone their transferable skills
- Develop sector-specific language and communication training

28

BC Construction

DISCUSSION

What can we do to make jobs in construction trades more attractive to women, youth, immigrants and Indigenous Canadians?

discuss

 **GoToWebinar**
**USE QUESTIONS
TAB**

29