

LMC25

Labour Market Insights Into BC's Accommodation & Food Services Sector

BCLMR

Presented by the BC Labour Market Report
www.LabourMarketOnline.com

1

LMC25

BC Accommodation and Food Service LMI

By the Numbers

Based on the April 2025 Labour Force Survey

- **Current Employment:** 184,700
- **Full-Time:** 111,400
- **Part-Time:** 73,400 (39.7%)
- **Unemployment:** 8,000
- **Unemployment Rate:** 4.2% (BC: 6.1%)
- **Projected 10-Year Growth:** +1.4%
- **10-Year Job Openings:** 64,580

2



3



4



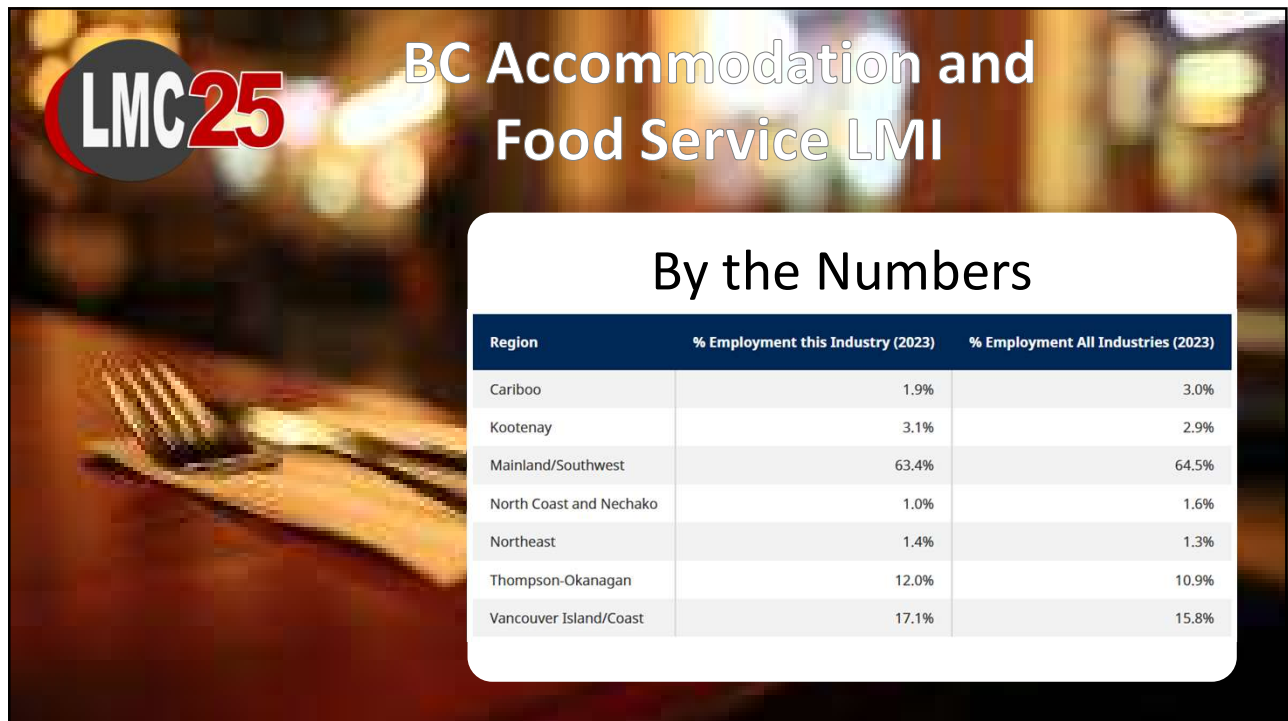
LMC25 BC Accommodation and Food Service LMI

By the Numbers

Employment by Age Group

Age Group	Industry Average (2023)	B.C. Average (2023)
15 - 24 years	37.6%	13.3%
25 - 54 years	52.4%	64.8%
55+ years	10.0%	21.9%

5



LMC25 BC Accommodation and Food Service LMI

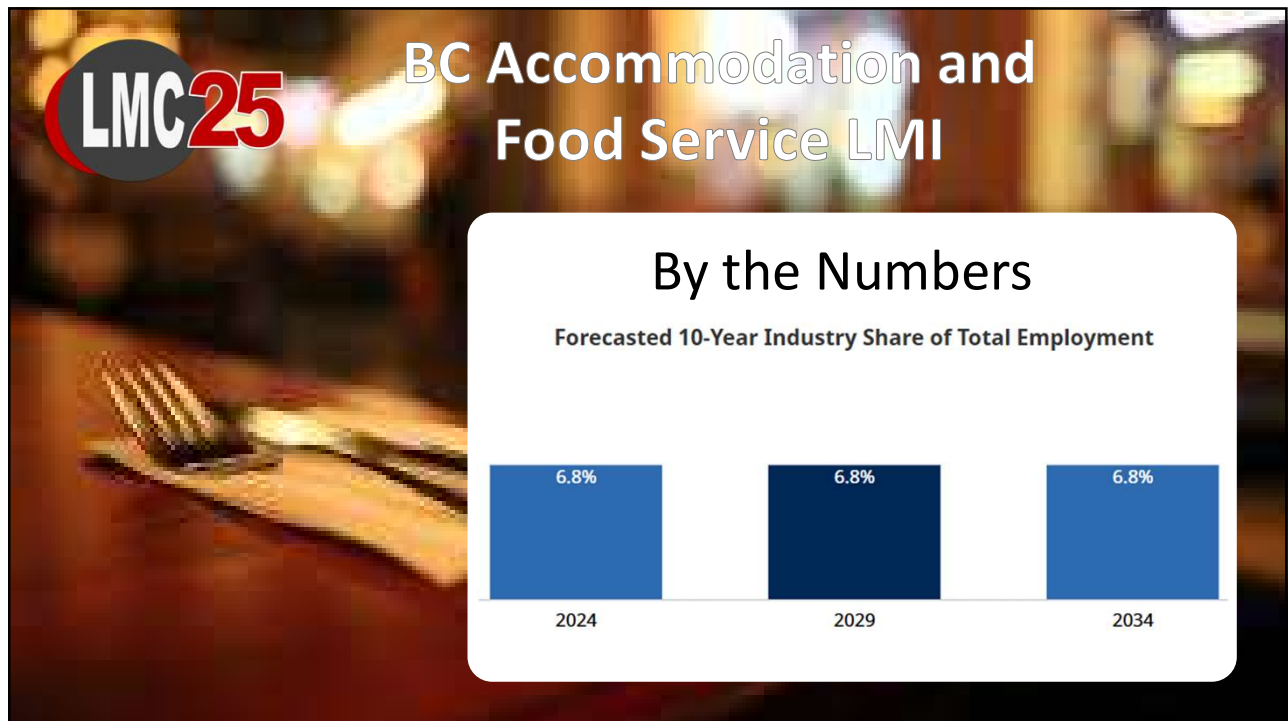
By the Numbers

Region	% Employment this Industry (2023)	% Employment All Industries (2023)
Cariboo	1.9%	3.0%
Kootenay	3.1%	2.9%
Mainland/Southwest	63.4%	64.5%
North Coast and Nechako	1.0%	1.6%
Northeast	1.4%	1.3%
Thompson-Okanagan	12.0%	10.9%
Vancouver Island/Coast	17.1%	15.8%

6



7







8

LMC25
TOP 10
Occupations

BC Accommodation and Food Service LMI

Food counter attendants, kitchen helpers and related support occupations
(NOC 65201)




 <p>Annual Earnings \$36,289</p>	 <p>Training, Education, Experience and Responsibilities No Formal Education</p>	 <p>Job Openings (2024-2034) 16,360</p>
--	--	---




9

LMC25
TOP 10
Occupations

BC Accommodation and Food Service LMI

Restaurant and food service managers
(NOC 60030)
★ High opportunity occupation




 <p>Annual Earnings \$55,143</p>	 <p>Training, Education, Experience and Responsibilities Management</p>	 <p>Job Openings (2024-2034) 10,580</p>
--	---	---




10

LMC25
TOP 10
Occupations

BC Accommodation and Food Service LMI

Cooks (NOC 63200)




 <p>Annual Earnings \$39,626</p>	 <p>Training, Education, Experience and Responsibilities College Diploma or Apprenticeship, less than 2 years</p>	 <p>Job Openings (2024-2034) 9,160</p>
--	---	--




11

LMC25
TOP 10
Occupations

BC Accommodation and Food Service LMI

Food and beverage servers (NOC 65200)



 <p>Annual Earnings \$41,712</p>	 <p>Training, Education, Experience and Responsibilities No Formal Education</p>	 <p>Job Openings (2024-2034) 5,780</p>
--	--	--

12

LMC25
TOP 10
Occupations

BC Accommodation and Food Service LMI

Chefs (NOC 62200)

<p>Annual Earnings \$47,969</p>	<p>Training, Education, Experience and Responsibilities College Diploma or Apprenticeship, 2 or more years</p>	<p>Job Openings (2024-2034) 5,550</p>
--	---	--

13

LMC25
TOP 10
Occupations

BC Accommodation and Food Service LMI

Accommodation service managers (NOC 60031) ★ High opportunity occupation

<p>Annual Earnings \$68,762</p>	<p>Training, Education, Experience and Responsibilities Management</p>	<p>Job Openings (2024-2034) 3,840</p>
--	---	--

14

LMC25
TOP 10
Occupations

BC Accommodation and Food Service LMI

Light duty cleaners

(NOC 65310)

<p>Annual Earnings \$41,712</p>	<p>Training, Education, Experience and Responsibilities No Formal Education</p>	<p>Job Openings (2024-2034) 13,270</p>
--	--	---

15

LMC25
TOP 10
Occupations

BC Accommodation and Food Service LMI

Food service supervisors

(NOC 62020)

<p>Annual Earnings \$41,712</p>	<p>Training, Education, Experience and Responsibilities College Diploma or Apprenticeship, 2 or more years</p>	<p>Job Openings (2024-2034) 3,640</p>
--	---	--

16

LMC25 BC Accommodation and Food Service LMI

TOP 10 Occupations

Cashiers
(NOC 65100)

<p>Annual Earnings \$36,289</p>	<p>Training, Education, Experience and Responsibilities No Formal Education</p>	<p>Job Openings (2024-2034) 13,580</p>
--	--	---

17

LMC25 BC Construction LMI

TOP 10 Occupations

Hotel front desk clerks
(NOC 64314)

<p>Annual Earnings \$40,669</p>	<p>Training, Education, Experience and Responsibilities High School Diploma</p>	<p>Job Openings (2024-2034) 1,300</p>
--	--	--

18

LMC25 BC Accommodation and Food Service LMI

INDUSTRY	EMPLOYMENT 2024	ANNUAL EMPLOYMENT GROWTH RATE (%)			JOB OPENINGS 2024-2034		
		2024-29	2029-34	2024-34	EXPANSION	REPLACEMENT	TOTAL
Accommodation and food services	192,000	1.4	1.5	1.4	30,000	34,600	64,600
Accommodation services	32,100	1.6	1.6	1.6	5,700	8,300	14,000
Food services and drinking places	159,900	1.3	1.4	1.4	24,300	26,300	50,600

19

LMC25 BC Accommodation and Food Service LMI

A POWERHOUSE INDUSTRY
2023 GDP BY PRIMARY RESOURCE INDUSTRY

Industry	GDP
Tourism	\$9.7B
Forestry	\$1.7B
Agriculture & Fish	\$3.1B
Oil & Gas	\$4.6B
Mining (except oil & gas)	\$5.3B

Source: BC Stats

DESTINATION BRITISH COLUMBIA™

20

BC Accommodation and Food Service LMI

LMC25

DESTINATION BRITISH COLUMBIA™

- \$22.1 billion in annual revenue** in 2023. This includes **\$5.2 billion in export revenue** and **\$16.3 billion in restaurant receipts**.
- There are over **16,900 tourism-related businesses** in BC. In 2023, these businesses employed **125,700 people**, a **+7.9% increase** over 2022.
- There were **4.8 million** international overnight visits to BC in 2023. A total of **25 million passengers** passed through Vancouver International Airport.

21

BC Accommodation and Food Service LMI

LMC25

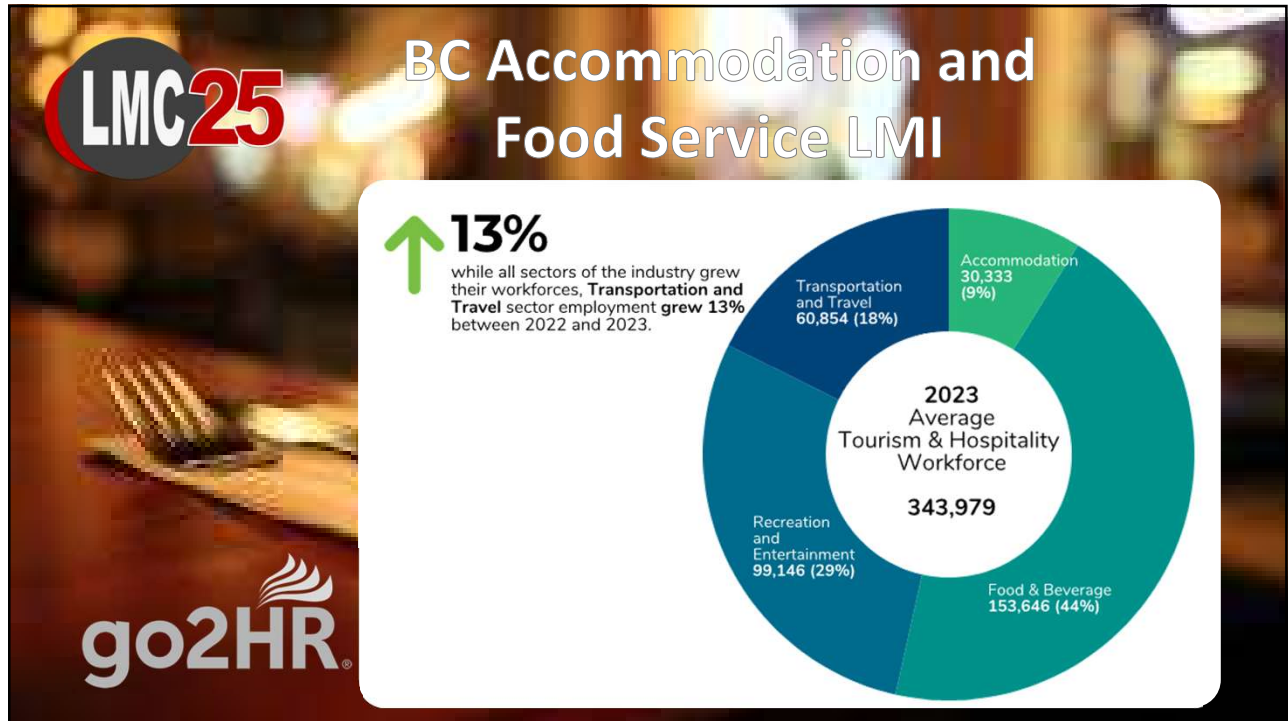
Save BC Restaurants

- 50%** Over 50% of foodservice and hospitality businesses are unprofitable, a nearly five-fold increase since 2019.
- 13%** Restaurants have seen a 13% decline in on-premise sales compared to pre-pandemic.
- 48%** Restaurant bankruptcies have increased by 48% in the last ten months.
- 17%** 17% of restaurants could close within the next 18 months due to pandemic-related debt.

- 83%** 83% of restaurants took on additional debt during the pandemic.
- 20%** 20% of businesses are struggling to repay pandemic-era loans.

- 80%** Restaurants are operating at an average of 80% capacity leading to longer service times.
- 20,000** There are currently 20,000 vacancies in the restaurant and foodservice sector, the highest rate in BC.

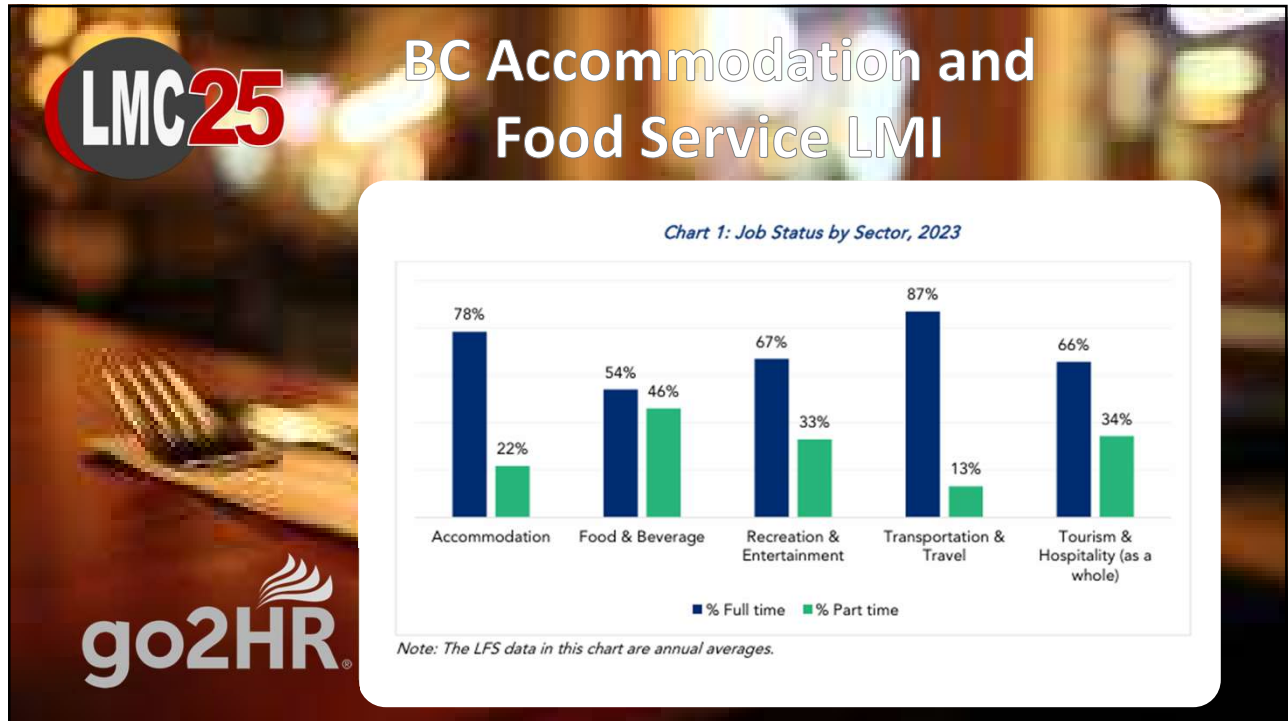
22



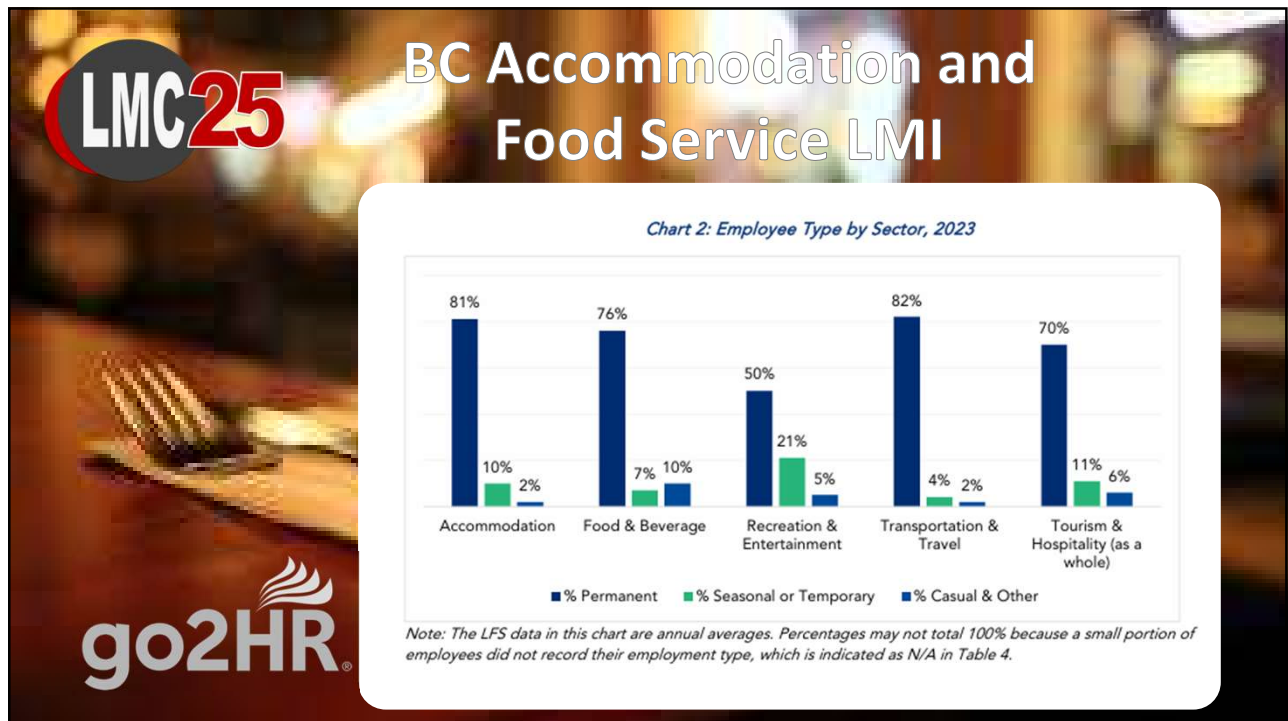
23



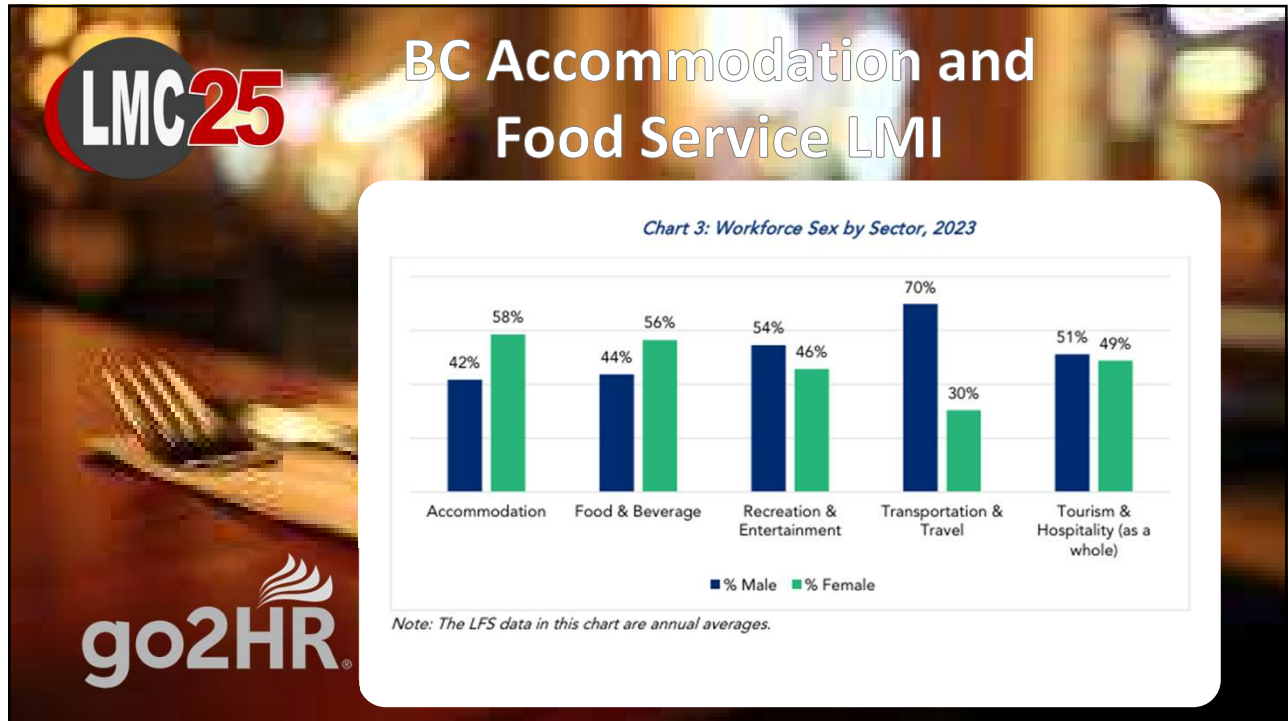
24



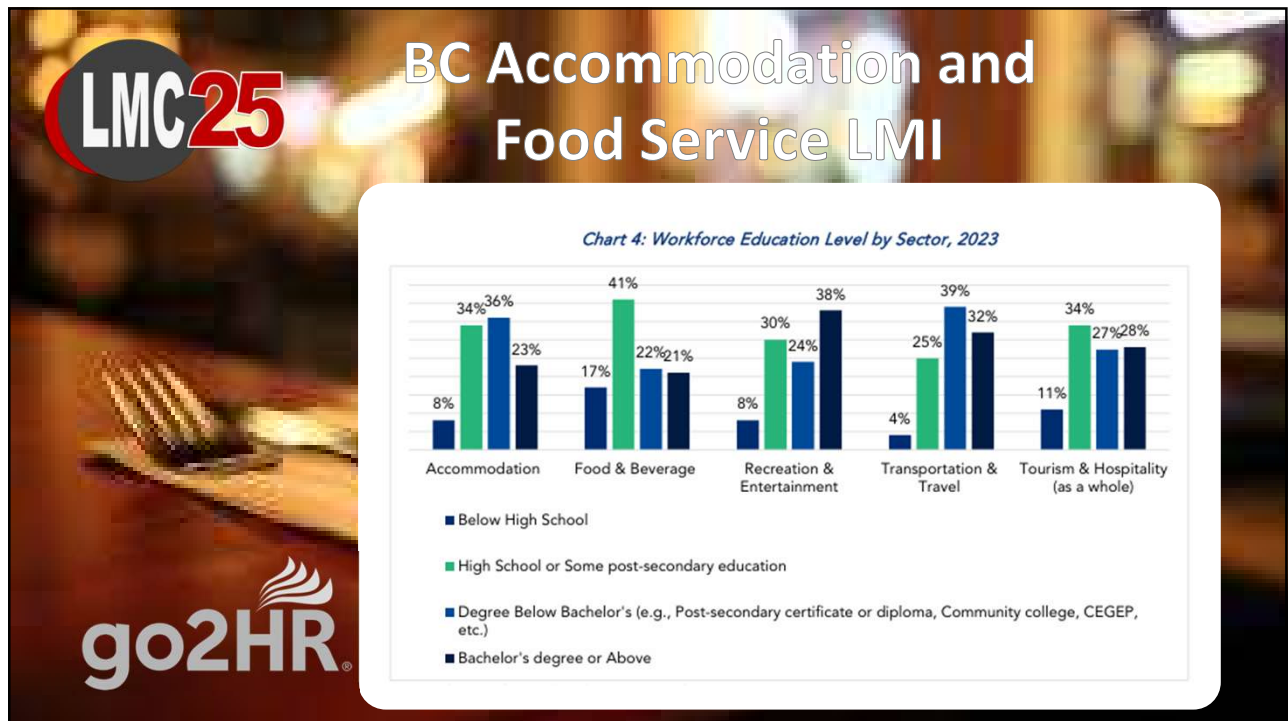
25



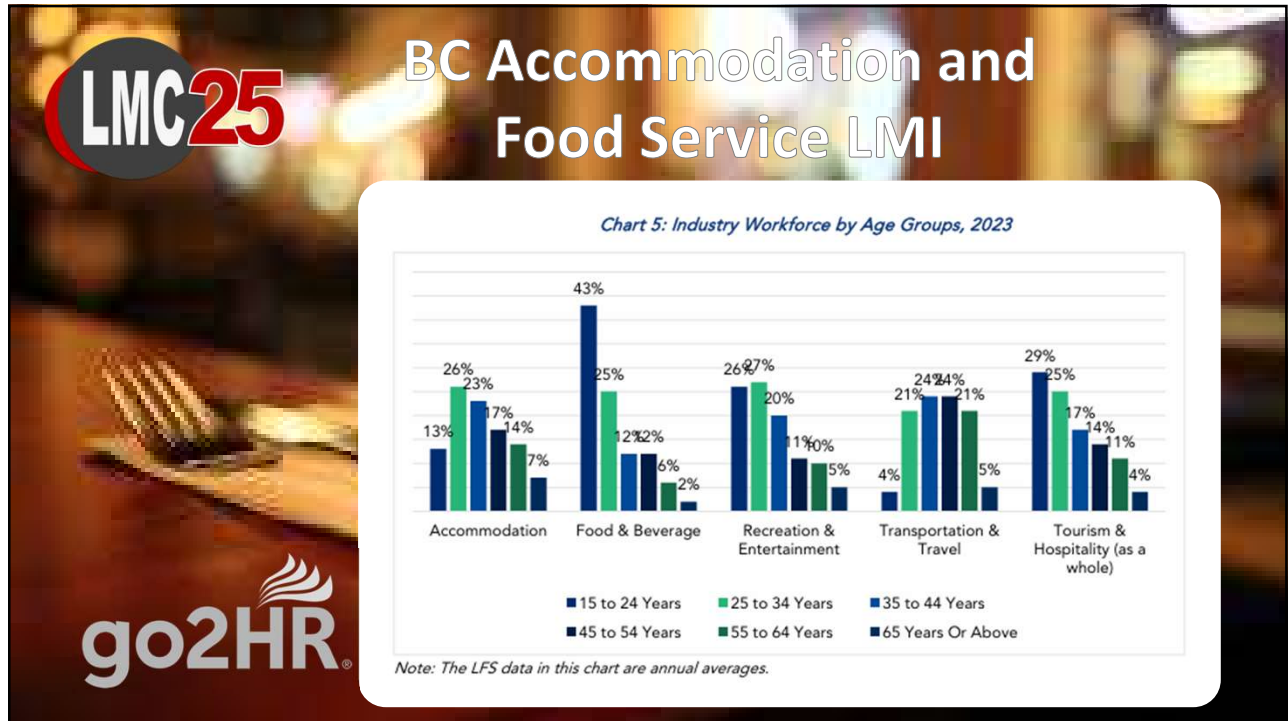
26



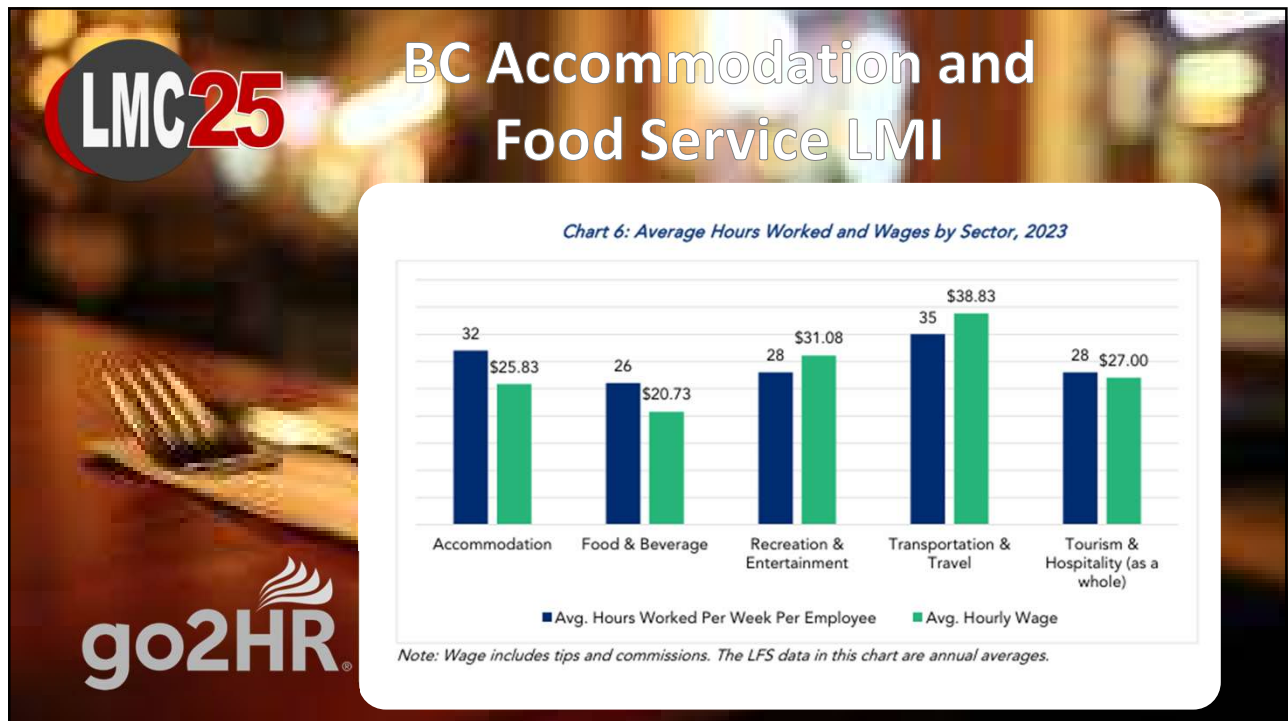
27



28



29



30



BC Accommodation and Food Service LMI

Table 7: Tourism and Hospitality Workforce Experience, 2023




An average employee has been working at their current job for 6.0 years

Length of Employment	British Columbia	
	#	%
Less than 1 year	56,208	16%
1 to 2 years	121,978	35%
2 to 4 years	39,938	12%
5 to 7 years	40,313	12%
8 to 10 years	22,646	7%
11 to 15 years	23,958	7%
16 to 20 years	13,146	4%
Over 20 years	25,792	7%
Total	343,979	100%
Avg. Length	6.0 years	

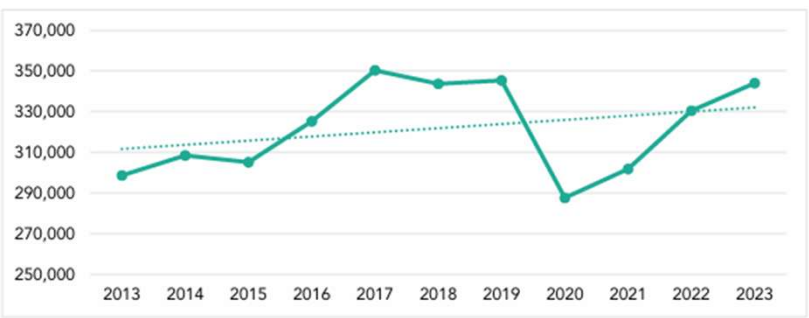


31



BC Accommodation and Food Service LMI

Chart 7: Total Tourism and Hospitality Industry Workforce, 2013 – 2023



Note: The LFS data in this chart are annual averages.



32



LMC25 BC Accommodation and Food Service LMI

Moving Forward in Accommodation, Food Services and Tourism

- While entry-level employment pays far lower in this sector than others, these roles often provide a gateway to higher paying, higher-skill occupations
- The sector is much more reliant on skills training and occupation-specific training

33



LMC25 BC Accommodation and Food Service LMI

Moving Forward in Accommodation, Food Services and Tourism

- Personal suitability is a key factor in employment and career growth
- The best paying jobs typically are in non-tourism related areas such as marketing, real estate, massage therapy, accounting, supply chain management, etc.

34



LMC25

BC Accommodation and Food Service LMI

Prepared by the **BC Labour Market Report**
for the **2025 BC Labour Market Conference**
drawing on information from Statistics
Canada, go2HR, WorkBC, Destination BC,
and Save BC Restaurants.

 **BC Labour Market Report**
www.LabourMarketOnline.com
June 2025